

THE RUD VIP-CONSTRUCTION KIT.





THE RUD VIP-CONSTRUCTION KIT.





OVERVIEW VIP-CONSTRUCTION KIT PART 1.

	4:1		-XX° XXX°C	XXX°C max.	BLUE-ID 	DGUV TEST	DNV TEST	
	Safety factor 4:1	100% electromagnetically crack-tested	Application temperature range without WLL reduction	Max. application temperature with WLL reduction	RUD BLUE-ID SYSTEM	DGUV approval	Certified according to the DNV guideline	Plug-in mechanism for tool-free assembly
CHAINS								
p. 80 VIP-Lifting means 0.63t–31.5t	<input checked="" type="checkbox"/>	<input checked="" type="checkbox"/>	<input checked="" type="checkbox"/>	<input checked="" type="checkbox"/>		<input checked="" type="checkbox"/>	<input checked="" type="checkbox"/>	
p. 81 VIP-KZA (VIP-Identification tag)								
MASTER LINKS								
p. 82 VBK-1 1.5t–31.5t	<input checked="" type="checkbox"/>	<input checked="" type="checkbox"/>	<input checked="" type="checkbox"/>	<input checked="" type="checkbox"/>	<input checked="" type="checkbox"/>	<input checked="" type="checkbox"/>	<input checked="" type="checkbox"/>	
p. 83 VBK-2 2.1t–45t	<input checked="" type="checkbox"/>	<input checked="" type="checkbox"/>	<input checked="" type="checkbox"/>	<input checked="" type="checkbox"/>	<input checked="" type="checkbox"/>	<input checked="" type="checkbox"/>	<input checked="" type="checkbox"/>	
p. 84 VAK-1 / -2 / -4 1.5t–31.5t / 2.1t–45t / 3.1t–42t	<input checked="" type="checkbox"/>	<input checked="" type="checkbox"/>	<input checked="" type="checkbox"/>	<input checked="" type="checkbox"/>	<input checked="" type="checkbox"/>	<input checked="" type="checkbox"/>	<input checked="" type="checkbox"/>	
p. 86 VSAK-1 / -2 / -4 1.5t–10t, 2.5t–10t, 4t–20t / 2.1t–14t, 3.5t–14t, 5.6t–28t / 3.1t–8.4t, 3.1t–14t, 8.4t–42t	<input checked="" type="checkbox"/>	<input checked="" type="checkbox"/>	<input checked="" type="checkbox"/>	<input checked="" type="checkbox"/>	<input checked="" type="checkbox"/>			
CONNECTING AND SHORTENING ELEMENTS								
p. 88 UW-PP + VWA 0.63t–10t / 16t–20t	<input checked="" type="checkbox"/>	<input checked="" type="checkbox"/>	<input checked="" type="checkbox"/>	<input checked="" type="checkbox"/>	<input checked="" type="checkbox"/>	<input checked="" type="checkbox"/>		
p. 89 PP-X-B 0.63t–10t	<input checked="" type="checkbox"/>	<input checked="" type="checkbox"/>	<input checked="" type="checkbox"/>	<input checked="" type="checkbox"/>		<input checked="" type="checkbox"/>		
p. 90 VVH 1.5t–20t	<input checked="" type="checkbox"/>	<input checked="" type="checkbox"/>	<input checked="" type="checkbox"/>	<input checked="" type="checkbox"/>	<input checked="" type="checkbox"/>	<input checked="" type="checkbox"/>		
p. 91 VMVK 1.5t–10t	<input checked="" type="checkbox"/>	<input checked="" type="checkbox"/>	<input checked="" type="checkbox"/>	<input checked="" type="checkbox"/>	<input checked="" type="checkbox"/>	<input checked="" type="checkbox"/>	<input checked="" type="checkbox"/>	
p. 92 VV 16t–31.5t	<input checked="" type="checkbox"/>	<input checked="" type="checkbox"/>	<input checked="" type="checkbox"/>	<input checked="" type="checkbox"/>	<input checked="" type="checkbox"/>	<input checked="" type="checkbox"/>	<input checked="" type="checkbox"/>	
p. 93 VGIL 1.5t–10t	<input checked="" type="checkbox"/>	<input checked="" type="checkbox"/>	<input checked="" type="checkbox"/>	<input checked="" type="checkbox"/>	<input checked="" type="checkbox"/>			

THE RUD VIP-CONSTRUCTION KIT.





OVERVIEW VIP-CONSTRUCTION KIT PART 2.

	4:1		-XX°C XXX°C	XXX°C max.	BLUE-ID	DGUV TEST	DNV TEST	
	Safety factor 4:1	100% electromagnetically crack-tested	Application temperature range without WLL reduction	Max. application temperature with WLL reduction	RUD BLUE-ID SYSTEM	DGUV approval	Certified according to the DNV guideline	Plug-in mechanism for tool-free assembly
CONNECTING AND SHORTENING ELEMENTS								
p. 94 VV-SCH 1.5t–10t	<input checked="" type="checkbox"/>	<input checked="" type="checkbox"/>	<input checked="" type="checkbox"/>	<input checked="" type="checkbox"/>	<input checked="" type="checkbox"/>	<input checked="" type="checkbox"/>	<input checked="" type="checkbox"/>	
p. 94 VC-SCH 16t–31.5t	<input checked="" type="checkbox"/>	<input checked="" type="checkbox"/>	<input checked="" type="checkbox"/>	<input checked="" type="checkbox"/>	<input checked="" type="checkbox"/>	<input checked="" type="checkbox"/>		
p. 95 VV-GSCH 1.5t–20t	<input checked="" type="checkbox"/>	<input checked="" type="checkbox"/>	<input checked="" type="checkbox"/>	<input checked="" type="checkbox"/>	<input checked="" type="checkbox"/>	<input checked="" type="checkbox"/>	<input checked="" type="checkbox"/>	
p. 95 OCTOPUS 5.25t	<input checked="" type="checkbox"/>	<input checked="" type="checkbox"/>	<input checked="" type="checkbox"/>	<input checked="" type="checkbox"/>	<input checked="" type="checkbox"/>	<input checked="" type="checkbox"/>		
p. 96 VIP CCS-FASTLOX 1.5t–20t	<input checked="" type="checkbox"/>	<input checked="" type="checkbox"/>	<input checked="" type="checkbox"/>	<input checked="" type="checkbox"/>	<input checked="" type="checkbox"/>			<input checked="" type="checkbox"/>
p. 98 VVS 1.5t–31.5t	<input checked="" type="checkbox"/>	<input checked="" type="checkbox"/>	<input checked="" type="checkbox"/>	<input checked="" type="checkbox"/>	<input checked="" type="checkbox"/>	<input checked="" type="checkbox"/>		
p. 99 VIP-Dominator 16t–31.5t	<input checked="" type="checkbox"/>	<input checked="" type="checkbox"/>						
p. 100 VW 3.15t–56t	<input checked="" type="checkbox"/>	<input checked="" type="checkbox"/>	<input checked="" type="checkbox"/>	<input checked="" type="checkbox"/>	<input checked="" type="checkbox"/>	<input checked="" type="checkbox"/>		
p. 102 VCB 20t–63t, 18.5t–58t, 14t–45t	<input checked="" type="checkbox"/>	<input checked="" type="checkbox"/>	<input checked="" type="checkbox"/>	<input checked="" type="checkbox"/>	<input checked="" type="checkbox"/>			
p. 103 VCG 1.5t–20t		<input checked="" type="checkbox"/>	<input checked="" type="checkbox"/>	<input checked="" type="checkbox"/>				
p. 104 VSRS 2.1t–28t, 1.5t–20t	<input checked="" type="checkbox"/>	<input checked="" type="checkbox"/>	<input checked="" type="checkbox"/>		<input checked="" type="checkbox"/>			
p. 105 VSRV 2.1t–28t, 1.5t–20t	<input checked="" type="checkbox"/>	<input checked="" type="checkbox"/>	<input checked="" type="checkbox"/>		<input checked="" type="checkbox"/>			

THE RUD VIP-CONSTRUCTION KIT.























OVERVIEW
VIP-CONSTRUCTION KIT PART 3.

	4:1		-XX° XXX°C	XXX°C max.	BLUE-ID	DGUV TEST	DNV TEST	
	Safety factor 4:1	100% electromagnetically crack-tested	Application temperature range without WLL reduction	Max. application temperature with WLL reduction	RUD BLUE-ID SYSTEM	DGUV approval	Certified according to the DNV guideline	Plug-in mechanism for tool-free assembly
END COMPONENTS								
p. 106								
VCGH 1.5t–31.5t	■	■	■	■	■	■	■	
p. 107								
VCÖH 0.63t–10t	■	■	■	■	■	■		
p. 108								
VWH 1.5t–20t	■	■	■	■	■	■		
p. 109								
VAGH-S 2.5t–6.7t	■	■	■	■	■	■		
p. 110								
VBMHWA 2.5t–4t	■	■	■	■	■			
p. 111								
HWA 0.4t–5t, 0.25t–2t								
p. 112								
VCH 12.5t	■	■	■	■	■			
p. 113								
VCH-K 10t	■	■	■	■	■			
p. 114								
VCH-SL 20t	■	■	■	■	■			
p. 115								
VERG 1.5t–10t	■	■	■	■	■			
p. 116								
VRG 1.5t–20t	■		■	■	■	■		
VIP-MAXI CONSTRUCTION KIT, p. 118–123								
VIP-MINI CONSTRUCTION KIT, p. 124–125								
SPARE PARTS VIP, p. 126–127								


OPTIMAL COMBINATIONS.

VIP-Master links: non-mix-up with VIP-Welded connectors.

	VAK / VBK	VAK / VBK	VAK / VBK	VSAK (1- / 2- / 4-strand)
1-strand				 140  190  250
				
				
				
2-strand				
4-strand				
































END COMPONENTS										
										
VB	VA	VCGH	VWH	VAGH (S)	UW-PP	VMVK	VVH	VCCS	VCH-K	VRG

VIP-DESIGN OR DESIGNATION EXAMPLE – COMPLETE SUSPENSION.

	Grade	Number of strands	Master link	Shortening / strands	Shortening / component	End component	Chains	Required usable length (mm) – not shortened
	10 VIP	G1	VAK	1	VMVK	VCGH	Ø 10	2,000
	VIP-G1 (VAK)-VMVK-VCGH / 10 x 2,000							

OPTIMAL COMBINATIONS.

VIP-Combination options | endless chain.


	VAK / VBK	VAK / VBK	VAK / VBK	VSAK (1- / 2- / 4-strand)
				   140 190 250
Single				Suspensions not shortened. 
				Endless chain shortened with VIP-Shortening hooks IVH. 
				Endless chain shortened with VIP-Multi-shortening claw IMVK. 
				
Double				
				
				
				
Endless				

Always the right lifting solution.
 With VIP-Products, RUD offers you the largest chains in the world. This allows an individually suitable lifting solution to be configured for every lifting requirement.

Handling:
 RUD VIP-Chains and components (grade 10) may not be combined with chains and components of other manufacturers or other grades. Attention: Incorrect handling and use of these lifting chains can lead to material and/or personal damage!

Important safety information must be observed:
 DIN-EN 818, DIN-EN 1677, DGUV rule 109-017, EU Machinery Directive 2006/42/EC, manufacturer usage information, BGI 556 / DGUV information 209-013.
We assume no liability for damage caused by disregarding these standards and safety information.

VIP-DESIGN OR DESIGNATION EXAMPLE – COMPLETE SUSPENSION.

	Grade	Endless chain	Single (E) / double (D)	Number of shortenings	Shortening / component	Chains	Required usable length (mm) – not shortened
	10 VIP	KR	E	1	VMVK	Ø 10	2,000
VIP-KRE (VMVK) / 10 x 2,000							

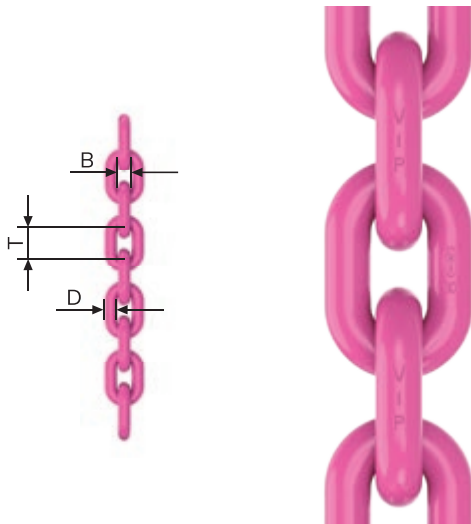
VIP-LIFTING MEANS

VIP-Lifting means in grade 10.



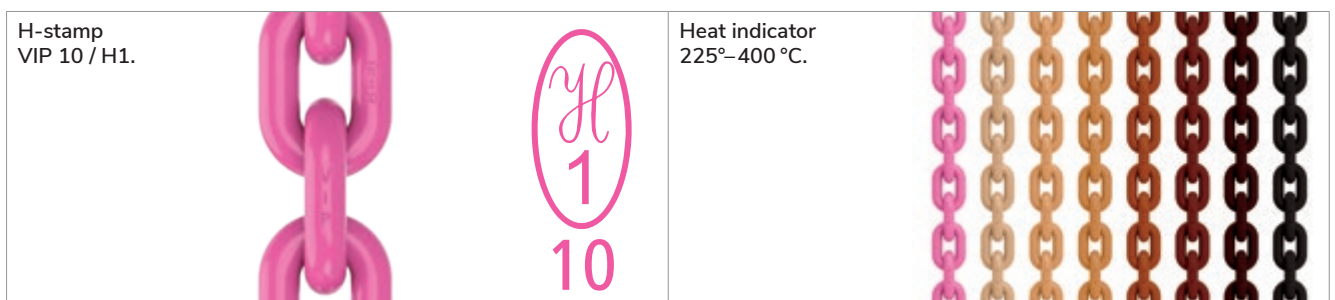
PRODUCT FEATURES

- Grade 100 or VIP-Lifting chains from RUD are made from CrNiMo alloy steel. Due to an in-house special tempering process, the grade 100 chains retain a high degree of toughness despite their high strength. A clear optical feature is the fluorescent powder coating in pink. A quality feature of VIP-Lifting chains is that they are certified in accordance with the DGV (BG) principles, which are based, for example, on EN 818 and PAS 1061, and therefore bear the H1 stamp.
- This is applied in short chain link intervals and, in addition to adherence to the principles, means that RUD was the first manufacturer with grade 100 certification. Further customer-specific approvals are of course available on request. VIP-Quality in pink stands for highly dynamic lifting chains from RUD, which are less sensitive to external mechanical abrasion and damage, which means a longer service life.



D = nominal thickness [mm Ø]	4	6	8	10	13	16	20	22	28
P = division [mm]	12	18	24	30	39	48	60	66	84
B = inner width [bi min. mm]	5.2	7.8	10.4	13	17	21	26	28.6	36.4
WLL [t]	0.63	1.5	2.5	4	6.7	10	16	20	31.5
Test force MPF min. kN	15.7	37.5	62.5	100	166	250	395	500	772
Test force BF min. kN	25	60	100	160	265	400	630	800	1240
Weight [kg/pc.]	0.38	0.91	1.56	2.44	4	6	9.8	12.3	18.6
Order no. VIP-Pink	7984399	7100477	7100478	7100479	7100480	7100481	7983689	7100482	7900670
Order no. Corrud-DS black	7987349	7988020	7988021	7988754	-	7903259	-	-	-

Subject to technical changes!



More information on page 28.

- Elongation at break:
A min.: natural black $\geq 25\%$, pink $\geq 20\%$
- Stamping: VIP-Marking on the back of each chain link, production number and BG approval stamp < m.

VIP-KZA

VIP-Identification tag.



VIP-IDENTIFICATION TAG FOR VIP-CHAIN.

	Chains	Designation	Order no.
	13, 16, 20, 22, 28	VIP-KZA	7989739

Subject to technical changes!

VIP-IDENTIFICATION TAG WITH INTEGRATED CHAIN GAUGE.

	Chains	Designation	Order no.
	4	VKZA-4	7987054
	6	VKZA-6	7100804
	8	VKZA-8	7100805
	10	VKZA-10	7100806
	13	VKZA-13	7100807

Subject to technical changes!

VIP-IDENTIFICATION TAG AS A CHAIN GAUGE, SEPARATE FOR Ø 13 mm / 16 mm / 20 mm / 22 mm.

	Chains	Designation	Order no.
	13	VKPL-13	7100667
	16	VKPL-16	7100672
	20	VKPL-20	7104045
	22	VKPL-22	7101832
	28	MAXI-Tester 28	7900709

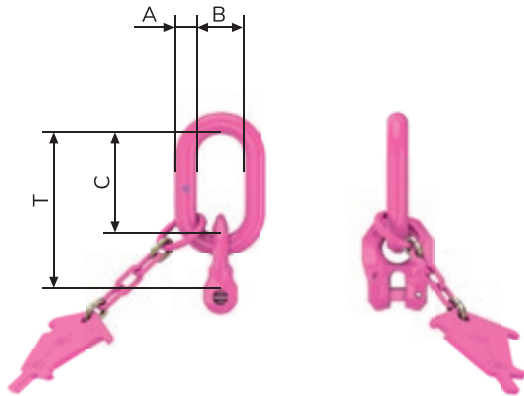
Subject to technical changes!

		
Inspecting Ø wear occurrence.	Inspecting plastic elongation due to overload.	Inspecting the division extension by nominal thickness wear occurrence.

More information on pages 130–131.

VBK-1

VIP-Master link 1-strand for smaller load hook.



PRODUCT FEATURES

- All master links on this page are equipped with welded-in connectors that can be moved on all sides.
- This results in a non-mix-up connection to chain diameter and number of strands.
- The master link is supplemented with an identification tag (KZA) with integrated chain test gauge.
- Dimensions according to intermediate link shape B according to DIN 5688.
- Adequate for hanging on small load hooks like chain hoist.

VBK-1-STRAND MASTER LINK.

Chains	WLL (t)	Designation	A	B	C	T	Weight [kg/pc.]	Order no.
6	1.5	VBK-1-6 (VB-1-6)	13	25	54	82	0.4	7100675 (7100220)
8	2.5	VBK-1-8 (VB-1-8)	16	34	70	107	0.7	7100676 (7100221)
10	4	VBK-1-10 (VB-1-10)	18	40	85	131	1.1	7100677 (7100222)
13 ¹	6.7	VBK-1-13 (VB-1-13)	22	50	115	174	2.2	7100678 (7100223)
16 ¹	10	VBK-1-16 (VB-1-16)	26	65	140	211	3.8	7100679 (7100224)
20 ¹	16	VBK-1-20 (VB-1-20)	32	75	170	264	7.6	7104092 (7104093)
22 ¹	20	VBK-1-22 (VB-1-22)	36	110	200	294	9	7100680 (7102060)
28 ²	31.5	VBK-1-28	60	190	265	322	31.9	8504022 ²
28 ²	31.5	(VB-1-28)	62	130	150	215	13.7	(7900641) ²

¹ Attention: Master links size 13/16/20/22 with special identification tag.
A test tag is additionally enclosed for master links 13/16/20/22.

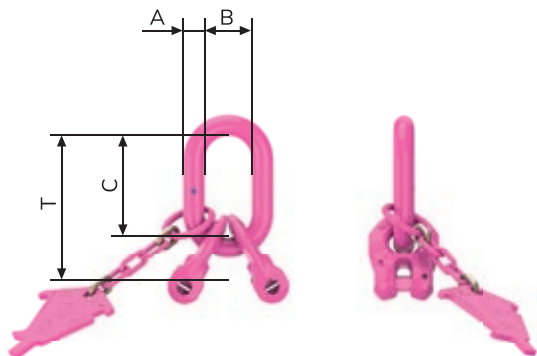
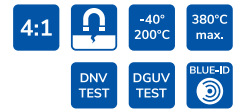
² See VIP-MAXI construction kit on pages 108–113.

Subject to technical changes!

- VIP-Connection bolts and safety bolt are pre-assembled.
- Also available as end link (VB 1-) (without VIP-Identification tag).

VBK-2

VIP-Master link 2-strand for smaller load hook.



PRODUCT FEATURES

- All master links on this page are equipped with welded-in connectors that can be moved on all sides.
- This results in a non-mix-up connection to chain diameter and number of strands.
- The master link is supplemented with an identification tag (KZA) with integrated chain test gauge.
- Dimensions according to intermediate link shape B according to DIN 5688.
- Adequate for hanging on small load hooks on lifting gear.

VBK-2-STRAND MASTER LINK.

Chains	WLL (t)	Designation	A	B	C	T	Weight [kg/pc.]	Order no.
6	2.1 / 1.5	VBK-2-6	13	25	54	82	0.5	7100700
8	3.5 / 2.5	VBK-2-8	16	34	70	107	0.9	7100701
10	5.6 / 4	VBK-2-10	18	40	85	131	1.5	7100702
13 ¹	9.5 / 6.7	VBK-2-13	22	50	115	174	3	7100703
16 ¹	14 / 10	VBK-2-16	26	65	140	211	5.4	7100704
20 ¹	22.4 / 16	VBK-2-20	32	75	170	264	11	7104097
22 ¹	28 / 20	VBK-2-22	36	110	200	294	12.8	7100705
28 ²	45 / 31.5	VBK-2-28	60	190	265	322	35	8504022 ²

¹ Attention: Master links size 13/16/20/22 with special identification tag.
A test tag is additionally enclosed for master links 13/16/20/22.

² See VIP-MAXI construction kit on pages 108–113.

Subject to technical changes!

- VIP-Connection bolts and safety latch are pre-assembled.

VAK-1 / -2 / -4



VIP-Standard master link with welded-in connectors.



PRODUCT FEATURES

- All master links on this page are equipped with welded-in connectors that can be moved on all sides.
- This results in a non-mix-up connection to chain diameter and number of strands.
- The master link is supplemented with an identification tag (KZA) with integrated chain test gauge.
- Dimensions in accordance with suspension link shape A according to DIN 5688.

VAK-1.

VAK-1 master link with welded-in connectors – VRG – that can be moved on all sides, thus forced connection for Ø chain and number of strands. Complete identification tag with integrated chain gauge. Connection bolts and safety pin are pre-assembled. Dimensions in accordance with suspension link shape A according to DIN 5688. Also available as end link (VA-1..) (without identification tag).

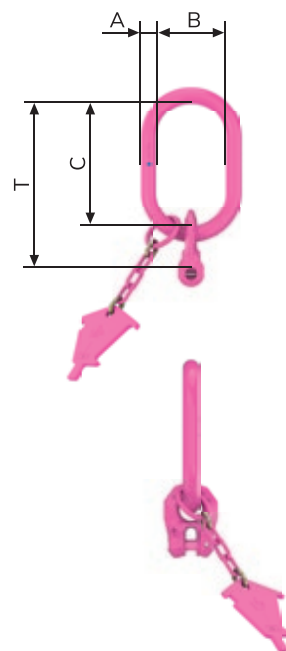
Chains	WLL (t)	Designation	A	B	C	T	Weight [kg/pc.]	Order no.
6	1.5	VAK-1-6 (VA-1-6)	13	60	110	138	0.6	7100681 (7100237)
8	2.5	VAK-1-8 (VA-1-8)	16	60	110	147	0.9	7100682 (7100238)
10	4	VAK-1-10 (VA-1-10)	18	75	135	181	1.4	7100683 (7100239)
13 ¹	6.7	VAK-1-13 (VA-1-13)	22	90	160	218	2.7	7100684 (7100240)
16 ¹	10	VAK-1-16 (VA-1-16)	26	100	180	250	4.3	7100685 (7100241)
20 ¹	16	VAK-1-20 (VA-1-20)	40	180	340	434	14.7	7104089 (7104090)
22 ¹	20	VAK-1-22 (VA-1-22)	45	180	340	434	18	7100686 (7102092)
28 ²	31.5	VAK-1-28 (-)	100	250	280	360	64.3	7900642 ² (-)

¹ Attention: Master links size 13/16/20/22 with special identification tag.

A test tag is additionally enclosed for master links 13/16/20/22.

² See VIP-MAXI construction kit on pages 108–113.

Subject to technical changes!



- VIP-Connection bolts and clamp pin are pre-assembled.
- Also available as end link (VA 1-) (without VIP-Identification tag).

VAK-2.

VAK-2-master link with 2 welded-in connectors – VRG – that can be moved on all sides, thus forced connection for Ø chain and number of strands. Complete identification tag with integrated chain gauge. Connection bolts and safety pin are pre-assembled. Dimensions in accordance with suspension link shape A according to DIN 5688.

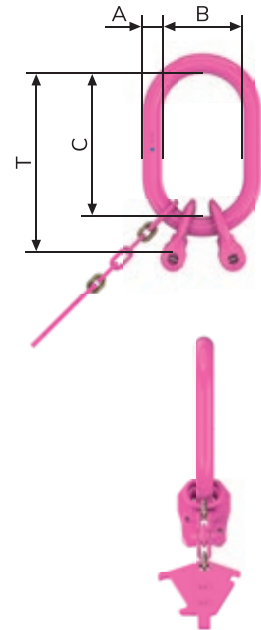
Chains	WLL (t)	Designation	A	B	C	T	Weight [kg/pc.]	Order no.
6	2.1 / 1.5	VAK-2-6	13	60	110	138	0.7	7100706
8	3.5 / 2.5	VAK-2-8	18	75	135	172	1.4	7100707
10	5.6 / 4	VAK-2-10	22	90	160	206	2.4	7100708
13 ¹	9.5 / 6.7	VAK-2-13	26	100	180	238	4.3	7100709
16 ¹	14 / 10	VAK-2-16	32	110	200	270	7.6	7100710
20 ¹	22.4 / 16	VAK-2-20	40	180	340	434	18	7104095
22 ¹	28 / 20	VAK-2-22	45	180	340	434	22	7100711
28 ²	45 / 31.5	VAK-2-28	100	250	280	360	69.5	7900642 ²

¹ Attention: Master links size 13/16/20/22 with special identification tag.

Subject to technical changes!

A test tag is additionally enclosed for master links 13/16/20/22.

² See VIP-MAXI construction kit on pages 108–113.



VAK-4.

VAK-4-strand master link with 4 welded-in connectors – VRG – that can be moved on all sides, thus forced connection for Ø chain and number of strands. Complete identification tag with integrated chain gauge. Connection bolts and safety pin are pre-assembled. Dimensions in accordance with master link shape A, intermediate link shape B according to DIN 5688.

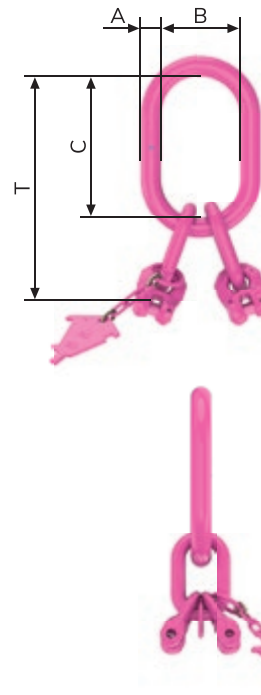
Chains	WLL (t)	Designation	A	B	C	T	Weight [kg/pc.]	Order no.
6	3.15 / 2.25	VAK-4-6	18	75	135	217	1.8	7100742
8	5.25 / 3.75	VAK-4-8	22	90	160	268	3.4	7100743
10	8.4 / 6	VAK-4-10	26	100	180	311	5.5	7100744
13 ¹	14.1 / 10	VAK-4-13	32	110	200	373	10.4	7100745
16 ¹	21.2 / 15	VAK-4-16	36	140	260	470	17.6	7100746
20 ¹	33.6 / 24	VAK-4-20	51	190	350	614	39.1	7104181
22 ¹	42 / 30	VAK-4-22	51	190	350	644	45.7	7100747

¹ Attention: Master links size 13/16/20/22 with special identification tag.

Subject to technical changes!

A test tag is additionally enclosed for master links 13/16/20/22.

3-strand master links VAK 3 and VSAK 3 same order no. as 4-strand master links. No separate stocking for this item.



SELECTION TABLE FOR CRANE HOOK SIZES³.

Size	6	8	10	13	16	20	22	28
VAK-1	No. 2.5	No. 2.5	No. 5	No. 6	No. 8	No. 25	No. 25	No. 80
VAK-2	No. 2.5	No. 5	No. 6	No. 8	No. 10	No. 25	No. 25	No. 80
VAK-4	No. 5	No. 6	No. 8	No. 10	No. 16	No. 32	No. 32	–

³ For single crane hooks DIN 15401.

Subject to technical changes!

VSAK-1 / -2 / -4



VIP-Special master links with welded-in connectors.



PRODUCT FEATURES

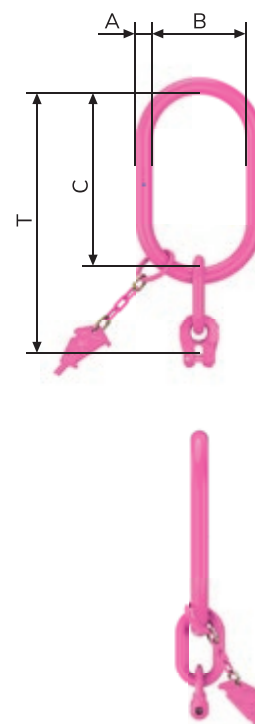
- All special master links on this page are equipped with welded-in connectors that can be moved on all sides.
- This results in a non-mix-up connection to chain diameter and number of strands.
- The master link is supplemented with an identification tag (KZA) with integrated chain test gauge.
- Due to the greater diameter of the inner width "B" of the VSAK reduces an unauthorised use (DGUV rule 109-017) and wear occurrence on the crane hook. This saves a costly intermediate suspension for oversized crane hooks.



VSAK-1.

VSAK-1 master link with welded-in connectors – VRG – that can be moved on all sides, thus forced connection for Ø chain and number of strands. Complete identification tag with integrated chain gauge. Connection bolts and safety pin are pre-assembled.

Chains	WLL (t)	Designation	A	B	C	T	Weight [kg/pc.]	Order no.
6	1.5	VSAK-1-6 / 140	18	140	260	342	1.9	7100687
8	2.5	VSAK-1-8 / 140	22	140	260	367	3.2	7100688
10	4	VSAK-1-10 / 140	26	140	260	391	4.4	7100689
13 ¹	6.7	VSAK-1-13 / 140	32	140	260	433	7.4	7100690
16 ¹	10	VSAK-1-16 / 140	32	140	260	471	8.9	7100691
8	2.5	VSAK-1-8 / 190	22	190	350	457	3.7	7100692
10	4	VSAK-1-10 / 190	26	190	350	481	5.3	7100693
13 ¹	6.7	VSAK-1-13 / 190	32	190	350	523	8.7	7100694
16 ¹	10	VSAK-1-16 / 190	36	190	350	560	12.1	7100695
10	4	VSAK-1-10 / 250	36	250	460	591	11.7	7100696
13 ¹	6.7	VSAK-1-13 / 250	36	250	460	634	12.8	7100697
16 ¹	10	VSAK-1-16 / 250	40	250	460	671	17	7100698
20 ¹	16	VSAK-1-20 / 250	45	250	460	724	28	7104100
22 ¹	20	VSAK-1-22 / 250	51	250	460	754	34	7100699



¹ Attention: Master links size 13/16/20/22 with special identification tag. A test tag is additionally enclosed for master links 13/16/20/22.

Subject to technical changes!

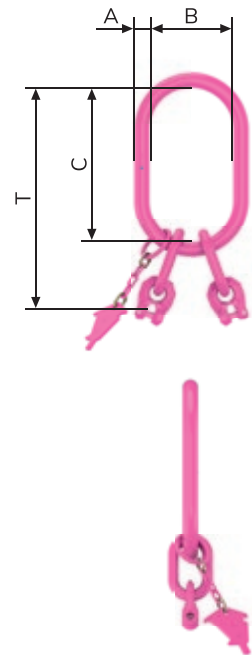
VSAK-2.

VSAK-2 master link with 2 welded-in connectors – VRG – that can be moved on all sides, thus forced connection for Ø chain and number of strands. Complete identification tag with integrated chain gauge. Connection bolts and safety pin are pre-assembled.

Chains	WLL (t)	Designation	A	B	C	T	Weight [kg/pc.]	Order no.
6	2.1 / 1.5	VSAK-2-6 / 140	18	140	260	342	2.3	7994070
8	3.5 / 2.5	VSAK-2-8 / 140	22	140	260	367	3.5	7994071
10	5.6 / 4	VSAK-2-10 / 140	26	140	260	391	5.2	7994072
13 ¹	9.5 / 6.7	VSAK-2-13 / 140	32	140	260	433	9.2	7994073
16 ¹	14 / 10	VSAK-2-16 / 140	32	140	260	471	12.5	7994074
8	3.5 / 2.5	VSAK-2-8 / 190	22	190	350	457	4.3	7994075
10	5.6 / 4	VSAK-2-10 / 190	26	190	350	481	6.5	7994076
13 ¹	9.5 / 6.7	VSAK-2-13 / 190	32	190	350	523	10.6	7994077
16 ¹	14 / 10	VSAK-2-16 / 190	36	190	350	560	15.6	7994078
10	5.6 / 4	VSAK-2-10 / 250	36	250	460	591	12.8	7994079
13 ¹	9.6 / 6.7	VSAK-2-13 / 250	36	250	460	634	14.8	7994080
16 ¹	14 / 10	VSAK-2-16 / 250	40	250	460	671	20.5	7994081
20 ¹	22.4 / 16	VSAK-2-20 / 250	45	250	460	724	32.5	7994083
22 ¹	28 / 20	VSAK-2-22 / 250	51	250	460	754	40	7994084

¹ Attention: Master links size 13/16/20/22 with special identification tag.
A test tag is additionally enclosed for master links 13/16/20/22.

Subject to technical changes!



VSAK-4.

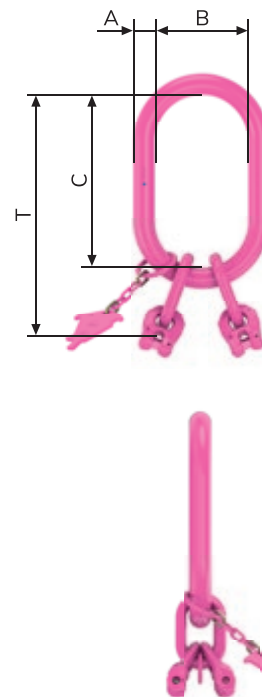
VSAK-4 master link with four welded-in connectors – VRG – that can be moved on all sides, thus forced connection for Ø chain and number of strands. Complete identification tag with integrated chain gauge. Connection bolts and safety pin are pre-assembled.

Chains	WLL (t)	Designation	A	B	C	T	Weight [kg/pc.]	Order no.
6	3.1 / 2.2	VSAK-4-6 / 140	22	140	260	342	3.3	7100748
8	5.2 / 3.7	VSAK-4-8 / 140	26	140	260	367	4.9	7100749
10	8.4 / 6	VSAK-4-10 / 140	32	140	260	391	7.9	7100750
6	3.1 / 2.2	VSAK-4-6 / 190	22	190	350	432	3.8	7100751
8	5.2 / 3.7	VSAK-4-8 / 190	26	190	350	457	5.9	7100752
10	8.4 / 6	VSAK-4-10 / 190	32	190	350	481	9.3	7100753
13 ¹	14 / 10	VSAK-4-13 / 190	36	190	350	523	14	7100754
10	8.4 / 6	VSAK-4-10 / 250	36	250	460	591	13.5	7100755
13 ¹	14 / 10	VSAK-4-13 / 250	40	250	460	634	19	7100756
16 ¹	21.5 / 15	VSAK-4-16 / 250	51	250	460	671	32.5	7100757
20 ¹	33.6 / 24	VSAK-4-20 / 250	54	250	460	754	48	7993210 ²
22 ¹	42 / 30	VSAK-4-22 / 250	56	250	460	763	56	7993211 ²

¹ Attention: Master links size 13/16/20/22 with special identification tag.
A test tag is additionally enclosed for master links 13/16/20/22.

Subject to technical changes!

² With VVS connection.

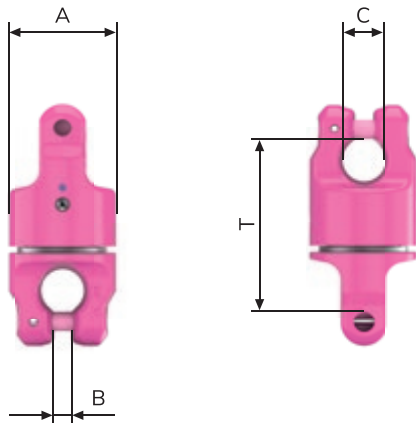


VSAK – dimension B = 140 for use up to single hook no. 16 DIN 15401
VSAK – dimension B = 190 for use up to single hook no. 32 DIN 15401
VSAK – dimension B = 250 for use up to single hook no. 50 DIN 15401

UW-PP + VWA



VIP-Universal swivel PowerPoint +
VIP-Swivel connector.



PRODUCT FEATURES

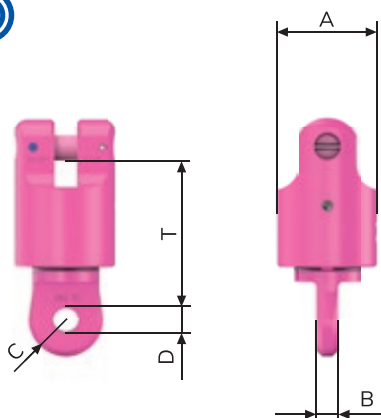
- The following applies to both versions: The DGVU rule prescribes: Lifting means must not be twisted before lifting – this is done automatically by UW-PP. Ball-bearing mounted – rotatable under load!
- Not suitable for permanent operation under full load.
- Special: VIP-Universal swivel PowerPoint! Patented clevis connection design! Thus universal connection – loadable on all sides – shortest possible combinations. Only mount RUD approved VIP-Chains and components.
 1. VIP-COBRA eye hooks VCÖH.
 2. B-link for PowerPoint PP-(WLL)-B.

Note: The VIP-Chain connection is non-mix-up. Pay attention to the correct WLL assignment for assembly 1 + 2!

VIP-UNIVERSAL SWIVEL POWERPOINT.

Chains	WLL (t)	Designation	A	B	C	D	T	Smax.	Weight [kg/pc.]	Order no.
4	0.63	UW-PP-4	32	4.8	13	–	56	4.5	0.2	7990878
6	1.5	UW-PP-6	38	7	16	–	68	4.5	0.42	7990879
8	2.5	UW-PP-8	52	9.1	20	–	88	6	1	7990880
10	4	UW-PP-10	66	11	26	–	106	6	1.9	7990881
13	6.7	UW-PP-13	80	14.4	30	–	131	6.5	3.6	7990882
16	10	UW-PP-16	86	17.6	37	–	141	8	4.9	7992861

Subject to technical changes!



PRODUCT FEATURES

- Special: VWA
Can be mounted non-mix-up thanks to the adapter bar with all VIP-Clevis connection parts. Non-susceptible to dirt thanks to seal. NO WLL on bending. Install the VWA so that no bending can occur on the adapter during use.

VIP-SWIVEL ADAPTER.

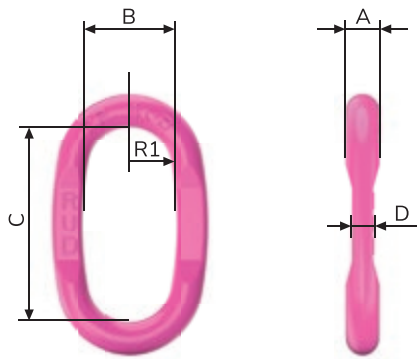
Chains	WLL (t)	Designation	A	B	C	D	T	Smax.	Weight [kg/pc.]	Order no.
20	16	VWA-20	100	21	37	25	147	–	6.7	7990723
22	20	VWA-22	102	23	38	28	147	–	6.8	7100634

Subject to technical changes!

PP-X-B



VIP-Special master link – lightweight construction.

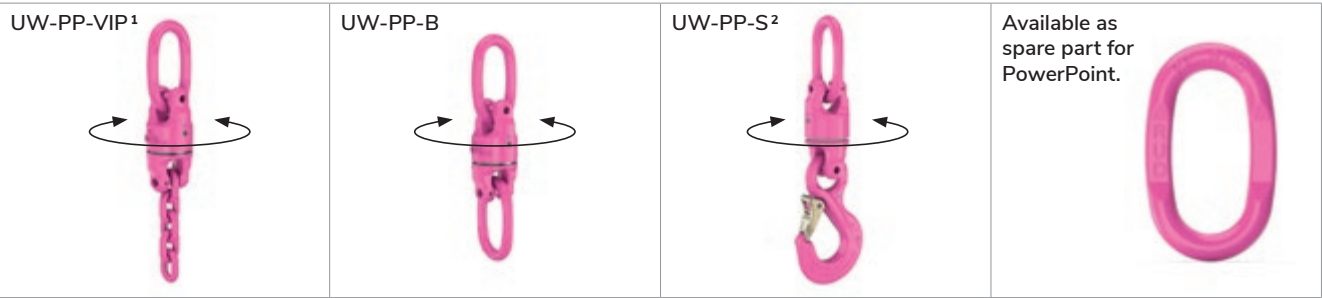


PRODUCT FEATURES

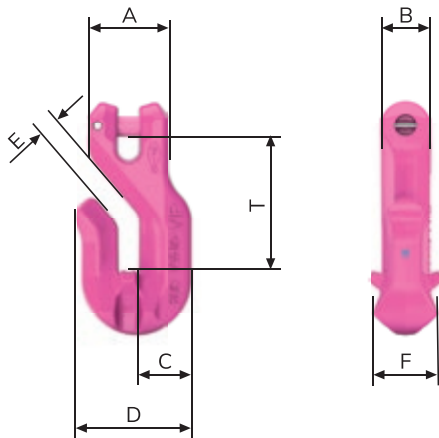
- Drop-forged special link (Pink) for small load hooks, extremely lightweight design – central flattening according to the corresponding VIP-Chain diameter.
- To suit the universal swivel PowerPoint or for PowerPoint-B lifting points.
- Care must be taken during assembly to ensure correct WLL allocation afterwards.

Chains	WLL (t)	Designation	A	B	C	D	R1	Weight [kg/pc.]	Order no.
4	0.63	PP 0.63t-B	9	35	65	4	15	0.1	7989531
6	1.5	PP 1.5t-B	11	35	65	6	15	0.14	8502173
8	2.5	PP 2.5t-B	13	40	75	8	18	0.2	8502174
10	4	PP 4t-B	16	45	95	10	20	0.32	8502175
13	6.7	PP-VIP13-B	21	60	130	13	25	1.02	8502176
16	10	PP-VIP16-B	24	65	140	16	28	1.4	8502177

Subject to technical changes!



¹ Technical data VIP-Chain see page 80.
² Technical data VIP-COBRA-eye hook see page 107.

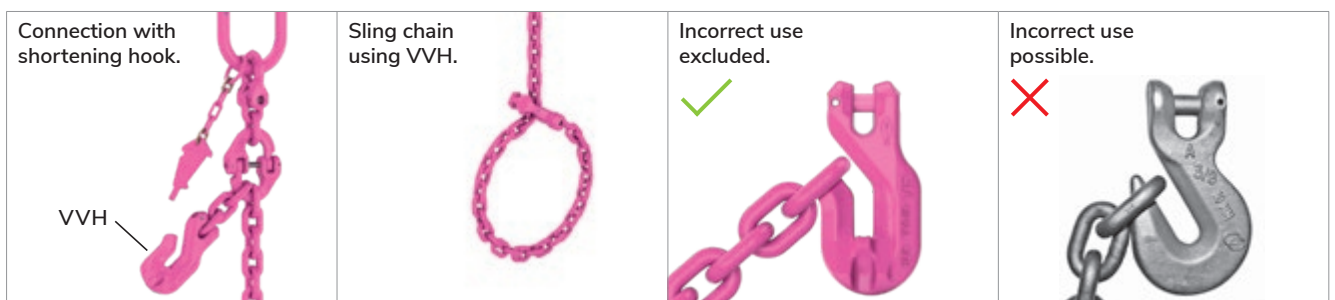


PRODUCT FEATURES

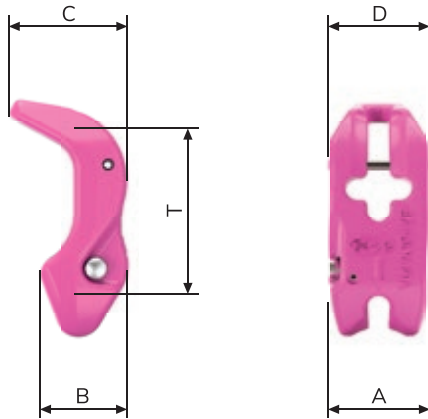
- No reduction of VIP-WLL.
- Angled insertion opening makes it difficult for the loose chain to slide out.
- Widened hook tip to prevent improper use, e.g. incorrect attachment of the chain.
- Corresponding with norm DIN 5692. Chains groove depth > 5 x chains nominal thickness.
- Complete with connection bolts and clamp pin pre-assembled.

Chains	WLL (t)	Designation	A	B	C	D	E	F	T	Weight [kg/pc.]	Order no.
6	1.5	VVH-6	34	18	20	44	7.5	23	53	0.27	7988658
8	2.5	VVH-8	38	22	25	54	9.5	33	64	0.4	7987319
10	4	VVH-10	47	28	31	68	12	42	80	1	7987320
13	6.7	VVH-13	60	36	40	87	15	47	103	2.2	7987321
16	10	VVH-16	75	45	50	108	18.5	57	125	4	7988669
20	16	VVH-20	92	58	63	138	24	76	162	8.4	8503630
22	20	VVH-22	102	62	69	151	26	83	179	11	8503631

Subject to technical changes!



Attention!
Norm DIN 5692. RUD shortening hooks correspond with all requirements!



PRODUCT FEATURES

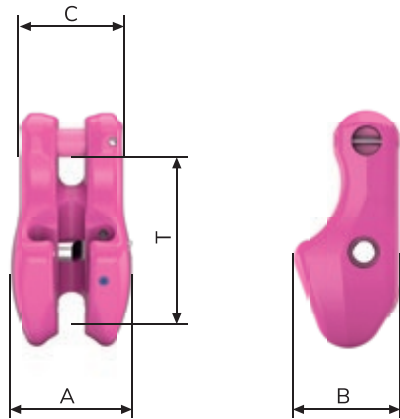
- Further development of the RUD shortening claw, which has been tried and tested for decades.
- Captive installed in the continuous chain strand.
- Can be mounted at any position on the chain strand, or moved on the chain.
- No additional chain and coupling part required.
- Ideal support of the chain by the link-shaped bag support – meaning no reduction of WLL.
- The robust, spring-mounted safety bolt prevents the suspended chains from loosening automatically when unloaded or under WLL.
- Complies with DIN 5692.

Chains	WLL (t)	Designation	A	B	C	D	T	Weight [kg/pc.]	Order no.
6	1.5	VMVK-6	34	30	40	35	66	0.25	7984072
8	2.5	VMVK-8	48	40	54	48	88	0.8	7100760
10	4	VMVK-10	60	49	67	60	110	1.2	7100761
13	6.7	VMVK-13	74	64	86	76	143	2.4	7100762
16	10	VMVK-16	91	79	105	98	176	4.4	7100763

Subject to technical changes!

1. Pull the loose chain strand through the cross slot of the VMVK and drive safety pin A into place.	2. Without any strain on the chains, insert the required chain link of the strand to be loaded into seat pocket 1 , press safety bolt 3 and pull in the chain strand downwards.	3. Release safety bolt 3 and check the lock.	4. Release in the reverse order (pressed safety bolt 3).

Attention!
Norm for shortening elements DIN 5692.
All RUD shortening components correspond with all requirements!



PRODUCT FEATURES

- For VIP chain 20, 22 and 28 mm is only the standard shortening claw in VIP-Quality grade is available.
- Ideal support of the chain by the link-shaped bag support – meaning no reduction of WLL.
- Lightweight design.
- The robust, spring-mounted safety bolt prevents the suspended chain from loosening automatically when unloaded or under load.
- Complies with DIN 5692.

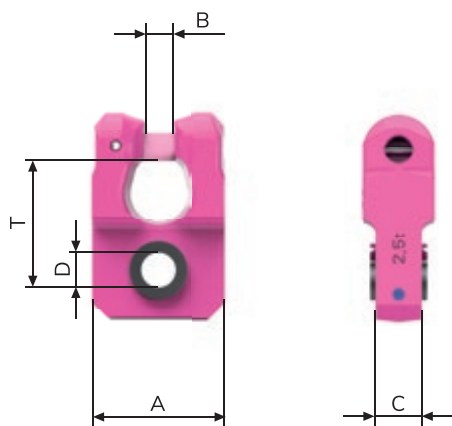
Chains	WLL (t)	Designation	A	B	C	T	Weight [kg/pc.]	Order no.
20	16	VV 20	117	101	102	140	8.8	7994856
22	20	VV 22	117	101	102	140	8.5	7994855
28	31.5	VV 28	150	130	130	170	17.2	7900643

Subject to technical changes!

<p>VKZA 22-1S</p> <p>3-link VIP 22 x 66</p> <p>VV 22</p> <p>Attention: Assemble the 1-strand VKZA.</p> <p>Assembly for Ø 20 and 22: 1-strand – cannot be shortened – captive.</p>	<p>VKZA 22-2S</p> <p>VV 22</p> <p>Attention: Assemble the 2-leg VKZA.</p> <p>2-strand – can be shortened – captive.</p>	<p>VVS 22</p> <p>VV 22</p> <p>4-strand – can be shortened – captive.</p>
--	--	--

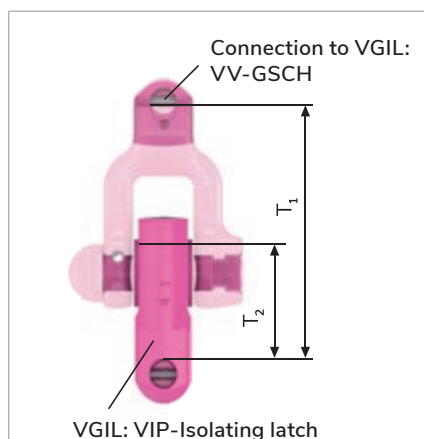
PRODUCT FEATURES

- When welding a load lifted with a crane, danger of current flow is possible.
- Isolating fork head plate → Insulation up to max. 1,000 Volt, by special plastic bearing of the fork shackle bolt, max. operating temperature +80 °C. WLL embossed on isolating fork head plate.



Chains	WLL (t)	Designation	A	B	C	D	T	T 1	T 2	L	Weight [kg/pc.]	Order no. V-SIG	Order no. VGIL
6	1.5	VGIL-6	35	7	16	10	36	71	35	357	1.4	7984258	7984161
8	2.5	VGIL-8	37	9	20	12	37	91	43	431	2.4	7984259	7984162
10	4	VGIL-10	46	11	26	16	47	108	55	525	4.3	7984260	7984163
13	6.7	VGIL-13	60	14.5	32	20	54	132	65	643	8.2	7984261	7984164
16	10	VGIL-16	70	17.5	37	25	70	166	75	765	13.1	7984262	7984165

Subject to technical changes!



V-SIG VIP-Standard insulation suspension¹



¹ V-SIG VIP-Standard insulation suspension does not contain an identification tag to eliminate the risk of current flow.

Attention!
VV-GSCH is not include in the VGIL order no.

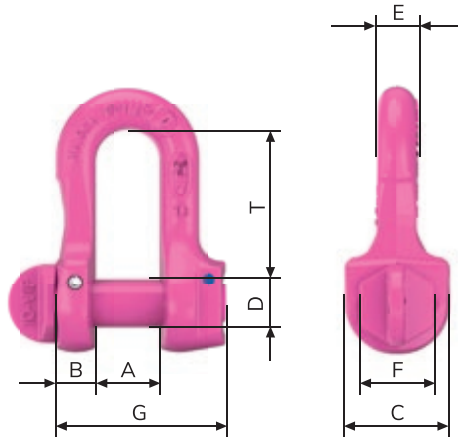
VV-SCH / VC-SCH

VIP-Fool-proof shackle / VIP-Shackle high-tensile.



RUD RFID
CONNECT IT

CE



VV-SCH

PRODUCT FEATURES

- High-strength design with integrated safety thread in the shackles bar. Smooth bolt support in the shackle on both sides. Bolts rotatable.
- No bending stress in the thread, but securing function only.
- Pre-assembled with clamping sleeve. Long-term security by driving in a clamping sleeve. Special thread, therefore non-mix-up with other shackles bolts!
- Surface pink powder coated.

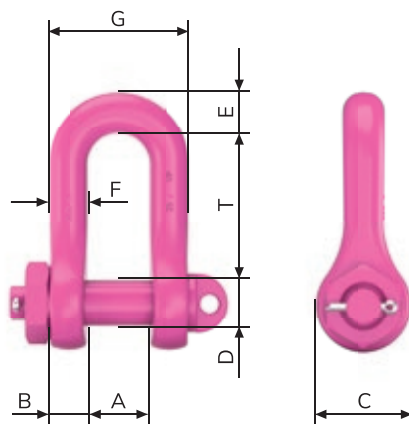
VIP-FOOL-PROOF SHACKLES VV-SCH.

Chains	WLL (t)	Designation	A	B	C	D	E	F	G	T	Weight [kg/pc.]	Order no.
6	1.5	VV-SCH-6	14	8	22	10	8	17	36	30	0.1	7100607
8	2.5	VV-SCH-8	17	10	26	12	10	19	44	36	0.2	7100608
10	4	VV-SCH-10	21	13	34	16	13	24	56	49	0.4	7100609
13	6.7	VV-SCH-13	27	17	42	20	17	29	75	63	0.8	7100610
16	10	VV-SCH-16	33	21	49	24	21	36	90	73	1.4	7100611

Subject to technical changes!

RUD RFID
CONNECT IT

CE



PRODUCT FEATURES

- Shape according to DIN 82 101-C with attached captive nut. Lock via plug-in splint.
- Surface pink powder coated.

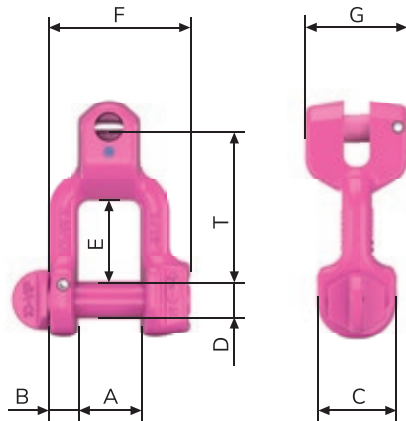
VIP-SHACKLES HIGH-TENSILE VC-SCH.

WLL (t)	Designation	A	B	C	D	E	F	G	T	Weight [kg/pc.]	Order no.
16	VC-SCH-4.0	42	27	60	30	29	27	96	91	2.8	7906438
25	VC-SCH-5.0	47	30	72	36	33	30	107	111	4.4	7906439
31.5	VC-SCH-6.0	53	34	78	39	37	34	121	120	5.9	7984333

Subject to technical changes!

VV-GSCH / OCTOPUS

VIP-Fool-proof shackle / VIP-Balancing assembly.



VV-GSCH

PRODUCT FEATURES

- Optimum adjustment – max. jaw width with the smallest shackle bolts.
- Cardan joint largely insensitive to bending due to rotated clevis connection.
- High-strength design with integrated safety thread in the shackles bar. Smooth bolt support in the shackle on both sides. Bolts rotatable.
- No bending stress in the thread, but securing function only.
- Pre-assembled with clamping sleeve. Long-term security by driving in a clamping sleeve. Special thread, therefore non-mix-up with other shackles bolts!
- Surface pink powder coated.

VIP-FOOL-PROOF SHACKLES VV-GSCH.


Chains	WLL (t)	Designation	A	B	C	D	E	F	G	T	Weight [kg/pc.]	Order no.
6	1.5	VV-GSCH 6	17	8	22	10	21	40	28	36	0.15	7102022
8	2.5	VV-GSCH 8	21	10	26	12	32	48	39	48	0.26	7102023
10	4	VV-GSCH 10	27	13	34	16	35	62	44	60	0.6	7102024
13	6.7	VV-GSCH 13	33	17	42	20	41	81	59	78	1.4	7102025
16	10	VV-GSCH 16	38	21	49	24	49	95	69	96	2.3	7102026
20	16	VV-GSCH 20	47	27	60	30	57	119	88	108	4.2	7104284
22	20	VV-GSCH 22	53	30	76	36	72	130	95	132	6.5	7102027

Subject to technical changes!



PRODUCT FEATURES

- Guaranteed even load distribution through compensating roller with Special-VV-GSCH 8.
- No overloading and deformation at the element ceilings.



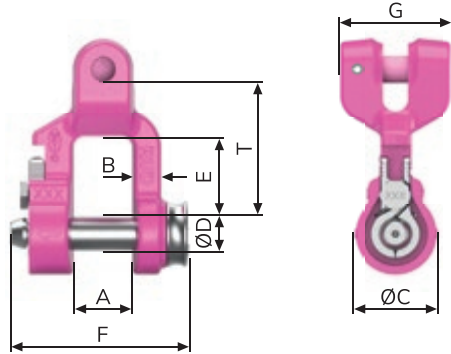
VIP-BALANCING ASSEMBLY OCTOPUS.

Chains	WLL (t)	Designation	Order no. complete	Order no. fork shackles with deflection roll
8 / 6	5.25	VIP-Octopus 8 x 5,000	7987582	7987366

Subject to technical changes!

VIP CCS-FASTLOX

VIP-Clevis shackles with quick lock.



PRODUCT FEATURES

- **Real time savings:** 80% less time to assemble and dismantle.¹
- **Simplest tool-free handling:** without nuts, bolts and splint.
- **Outstanding safety:** automatic securing of the shackle bolt.
- Prevents incorrect bolt assembly.
- Excellent robustness in comparison to conventional shackles.

¹ In comparison to standard clevis shackles.

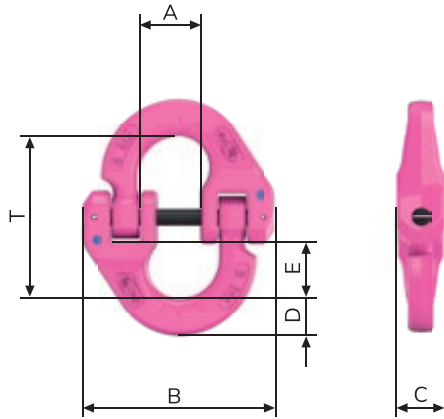
VIP-CLEVIS SHACKLES WITH QUICK LOCK – 6–22 mm.

Chains	WLL [t]	Designation	A	B	C	D	E	F	G	T	Weight [kg/pc.]	Order no.
6	1.5	VIP CCS-FASTLOX 6	17	8	23	10	21	51.5	32	36	0.19	7912219
8	2.5	VIP CCS-FASTLOX 8	21	10	27	12	32	64	39	50	0.36	7912220
10	4	VIP CCS-FASTLOX 10	27	13	36.5	16	35.5	80	51	60	0.77	7912221
13	6.7	VIP CCS-FASTLOX 13	33	17	45.5	20	41.5	103	68	77	1.6	7912222
16	10	VIP CCS-FASTLOX 16	38	21	55	24	49	123.5	80	95	3	7912223
20	16	VIP CCS-FASTLOX 20	47	27	65	30	57	153.5	90	108	5	7912224
22	20	VIP CCS-FASTLOX 22	53	30	76	36	72.5	172	97	130	7.3	7912225

Subject to technical changes!







PRODUCT FEATURES

- External connections, e.g. lifting points, shackles, lifting clamps and the chains can be fitted in the lock bracket halves.
- Shape and function registered for patent.
- No kinking of the assembled chain possible.
- The bracket halves can be combined with each other in any way.
- No wandering, no damage to the otherwise usual safety spring or the sleeves of the retaining bolt.
- Innovative wear markings.

VIP-CONNECTION LINK VVS.


Chains	WLL (t)	Designation	A	B	C	D	E	T	Weight [kg/pc.]	Order no.
6	1.5	VVS 6	18	56	13	11	17	45	0.12	7901438
8	2.5	VVS 8	24	72	18	14	23	61	0.29	7901439
10	4	VVS 10	28	88	22	17	27	74	0.57	7901440
13	6.7	VVS 13	34	111	28	23	33	93	1.2	7901441
16	10	VVS 16	39	130	33	27	37	108	2	7901442
20	16	VVS 20	42	154	41	34	41	124	3.7	7901443
22	20	VVS 22	48	172	44	37	46	138	4.8	7901444
28	31.5	VVS 28	69	228	58	47	67	189	10.6	7901445

Subject to technical changes!



Innovative wear markings.

VIP-Connection link VVS.



Innovative wear markings which show the discard criteria of DGUV rule 109-017 without measuring.

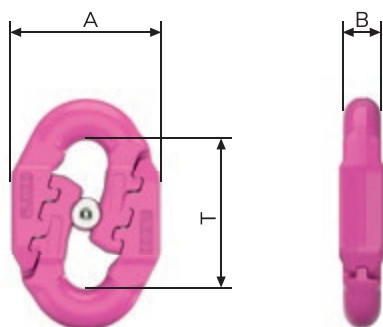
VIP-DOMINATOR



Connection link for endless chain.

PRODUCT FEATURES

- Robust and torsionally stiff design.
- 100 % crack-free.
- Excellent protection against corrosion.
- Simple hammer assembly.



VIP-Dominator	for chains Ø [mm]	WLL (t)	A	B	T	Weight [kg/pc.]	Order no.
Dominator 22 x 86 for VIP 20 x 60	20	16	85	26	86	1.2	56295
Dominator 26 x 92 for VIP 22 x 66	22	20	95	33	92	1.8	58915
Dominator 34 x 126 for VIP 28 x 84	28	31.5	119	40	126	4.1	58917

Subject to technical changes!

ENDLESS CHAINS WITH VIP-DOMINATOR.

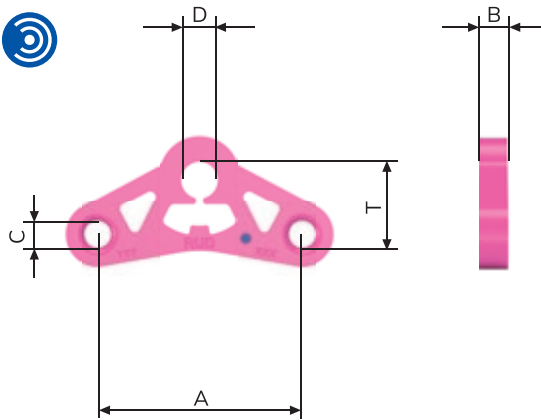
	VKR-D	Ø 20 mm	Ø 22 mm	Ø 28 mm
	Endless chain with choke hitch	25.6	32	50
	0-45°	17.6	22	35.5
	45-60°	12.8	16	25

WLL in [t]

Subject to technical changes!

Use of the endless chain.





PRODUCT FEATURES

- Balancer connection at top: Connection by shackles.
- Balancer connection at bottom: VIP-Connection links.
- Easy recognition of the limit tilt angle of 10° due to special shaping on the bottom of the balancer.
- Powder coated in VIP-Pink.
- Detailed information on the VIP-Balancer can be found in the operating manual.

Chains	Designation	WLL balancer [t] 0-45°	A	B	C	D	T	Weight [kg/pc.]	Order no.
6	VW-6	2.12	110	15	14	21	46	0.49	7904366
8	VW-8	3.5	150	20	18	26	59	1.15	7904369
10	VW-10	5.6	180	25	23	32	76	2.4	7904371
13	VW-13	9.4	240	30	28	38	91	4.37	7904374
16	VW-16	14	300	35	32	41	120	8.8	7904254
20	VW-20	22.4	300	40	40	54	129	10.7	7904725
22	VW-22	28	350	45	46	54	138	15.4	7904726

Subject to technical changes!

COMPARISON OF VIP-4-STRAND SUSPENSION / VIP 2 X 2-STRAND BALANCER SUSPENSION.

Chains	WLL [t] VIP-4-Strand suspension 0-45°	WLL [t] VIP-2 x 2-Strand balancer suspension up to $\beta = 45^\circ$
6	3.15	4.2
8	5.25	7
10	8.4	11.2
13	14.1	19
16	21.2	28
20	33.6	45
22	42	56

Subject to technical changes!

DESIGN OF VIP-BALANCER HEAD VWK-2S.

Chains	Designation VIP-Balancer head (A)	Dimensions of VAK and IA link	Connection at top	Connection at bottom	Division Balancer head L1	Weight Balancer head [kg/pc.]	Order no. VWK balancer head
6 ¹	VWK-2S-6	18 x 75 x 135	VV-SCH-10 (4 t)	VVS 6	275	1.95	7904502
8 ¹	VWK-2S-8	22 x 90 x 160	VV-SCH-13 (6.7 t)	VVS 8	343	3.99	7904503
10 ²	VWK-2S-10	26 x 100 x 180	VV-SCH-16 (10 t)	VVS 10	403	7.35	7904504
13 ²	VWK-2S-13	32 x 110 x 200	VC-SCH-4 (16 t)	VVS 13	475	13.42	7904505
16 ²	VWK-2S-16	36 x 140 x 260	VC-SCH-5.0 (25 t)	VVS 16	598	23.53	7904506
20 ²	VWK-2S-20	51 x 190 x 350	VC-SCH-6.0 (31.5 t)	VVS 20	723	35.32	7904507
22 ²	VWK-2S-22	51 x 190 x 350	Shackles (40 t)	VVS 22	796	49.98	7904508

¹ Special suspension links with bi = 190 on request.

² Special suspension links with bi = 250 on request.

Subject to technical changes!

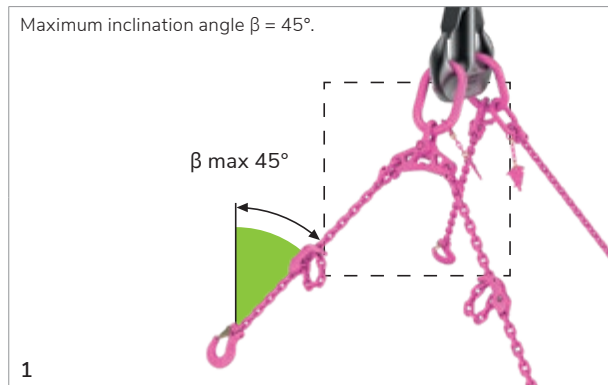
DESIGN OF VIP-BALANCER HEAD VAK-2S.

Chains	Designation VIP 2-strand master link for balancer suspension [ⓑ]	Dimensions of VAK and VA link	Division 2-strand VAK L2	Weight 2-strand VAK [kg/pc.]	Order no. VIP-Balancer
6 ¹	VAK 2S-6	18 x 75 x 135	217	1.36	7904509
8 ¹	VAK 2S-8	22 x 90 x 160	267	2.4	7904510
10 ²	VAK 2S-10	26 x 100 x 180	311	4	7904511
13 ²	VAK 2S-13	32 x 110 x 200	373	6.9	7904512
16 ²	VAK 2S-16	36 x 140 x 260	476	11.5	7904513
20 ²	VAK 2S-20	51 x 190 x 350	614	32.8	7904514
22 ²	VAK 2S-22	51 x 190 x 350	646	35	7904515

¹ Special suspension links with bi = 190 on request.

² Special suspension links with bi = 250 on request.

Subject to technical changes!



PLEASE NOTE THE FOLLOWING WHEN USING THE VIP-BALANCER SUSPENSION:


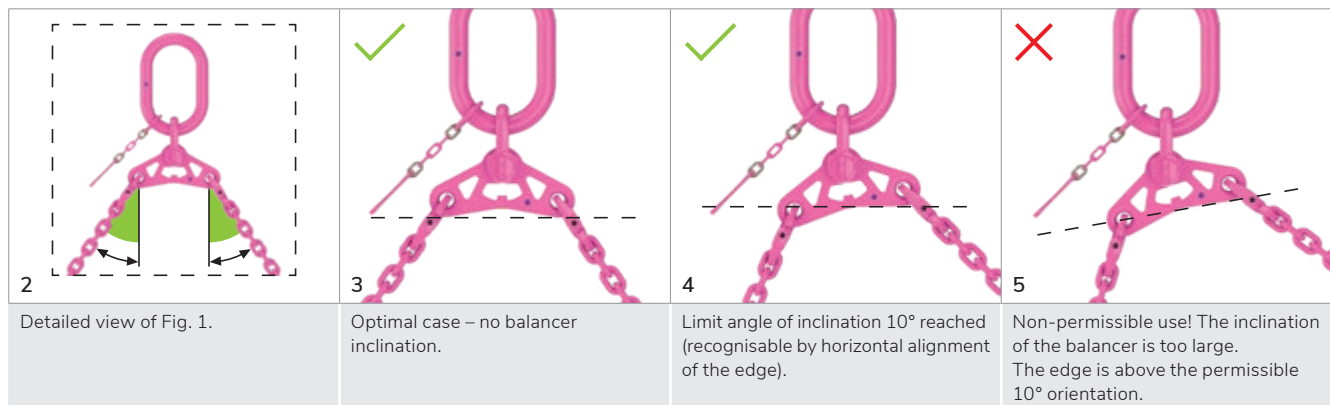
- The load must be symmetrical.
- The inclination angle β must not be greater than 45° (see diagrams 1 and 2).
- The inclination of the balancer must not be greater than 10° (see diagrams 3, 4 and 5).
- Detailed information on the VIP-Balancer can be found in the operating manual.
- Higher WLL at $\beta = 15^\circ$ or $\beta = 30^\circ$ see operating manual.

With a 4-strand suspension, a maximum of only three strands can be assumed to be load-bearing. In unfavourable cases, only two strands are used.

Our TIP: When using 2 x 2-strand suspensions in the configuration shown, an even load distribution to all four strands and a 33 % higher WLL is achieved compared to a standard 4-strand suspension.

Attention: The 2-strand suspension with balancer may not be used by itself as a 2-strand suspension. Work equipment for lifting loads must prevent the unintentional dangerous movement of the load.

Ask the manufacturer about asymmetric load cases. We are pleased to advise you!



DESIGN OF VIP-BALANCER VWK-2S [Ⓐ] CONSISTING OF:

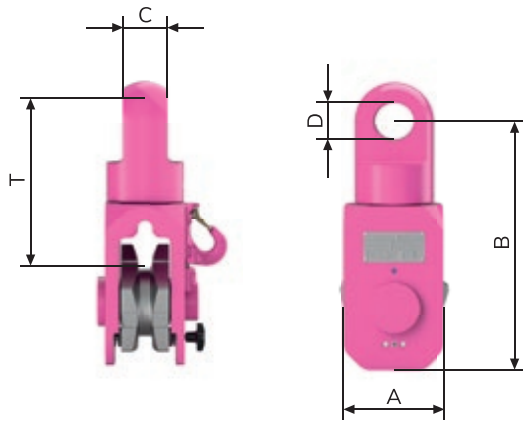
- VA link with KZA.
- VIP-Shackles.
- VIP-Balancer.
- 2 VIP-Connection links.

VCB

VIP-Chain block.



RUD RFID
CONNECT IT



PRODUCT FEATURES

- Pentagon chaped wheel for the deviation of chains.
- Ball-bearing suspension for shackles.
- Small size.
- Connection with high-strength shackles.
- Replaces wire rope snatch blocks.
- Decelerated Pentagon wheel to avoid that chains runs to one side when no load is applied.
- One application is positioning tower segments of wind turbines.

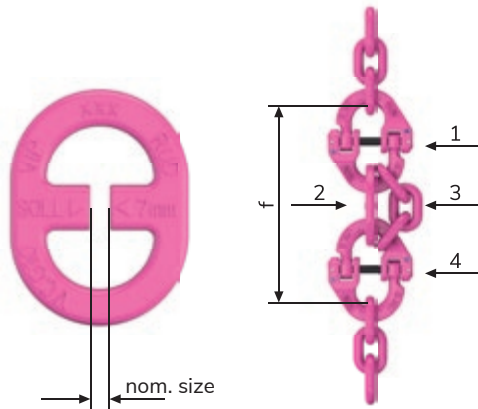
We are pleased to advise you on your lifting tasks!

Chains Ø	Designation	WLL (t)			Connection at top			A	B	T	Weight [kg/pc.]	Order no.
		0-7°	7-20°	20-45°	Thickness C	Drilled Ø D	Connection link					
16	VCB-16	20	18.5	14	50	45	VV-GSCH-22	135	318	Approx. 196	25	7903925
22	VCB-22	40	37.5	28	80	68	Bow shackles 42.5 t	175	436	Approx. 270	56	7900835
28	VCB-28	63	58	45	100	75	Bow shackles 85 t	220	527	Approx. 339	100	7906959

Subject to technical changes!



VIP-Control link.



PRODUCT FEATURES

- Immediate permanent visual indication of overload – through the specially calibrated RUD control link VCG. Installed stationary, but easy to replace with connection link VVS – consisting of:
 - Patented connection link VVS simple hammer assembly.
 - Control link VCG and calibrated slot width (target ... mm). With indication bars.
 - Chain VIP, 3 link. Additional safety element in the parallel connection.
 - Patented connection link VVS simple hammer assembly.

CONTROL LINK VCG.

Ø chains des.	WLL (t)	Calc. dimensions target (mm)	Weight [kg/pc.]	Order no.
VCG-6	1.5	4	0.06	7987623
VCG-8	2.5	6	0.1	7987046
VCG-10	4	7	0.2	7987626
VCG-13	6.7	10	0.4	7988245
VCG-16	10	11	0.7	7989743
VCG-20	16	12	1.1	7992549
VCG-22	20	16	1.9	7992551

Subject to technical changes!

OVERLOAD CONTROL VCG (COMPLETE).

Nominal thickness chains (mm)	WLL (t)	Single parts	Construction length f (mm)	Weight [kg/pc.]
6	1.5	VVS VCG 3-link-chains VVS	128	0.3
8	2.5		167	0.5
10	4		206	1.2
13	6.7		256	2.1
16	10		300	4.5
20	16		345	8.8
22	20		392	12.1

Subject to technical changes!

Application note:

Immediate permanent visual indication of overload – through the specially calibrated RUD control link VCG.

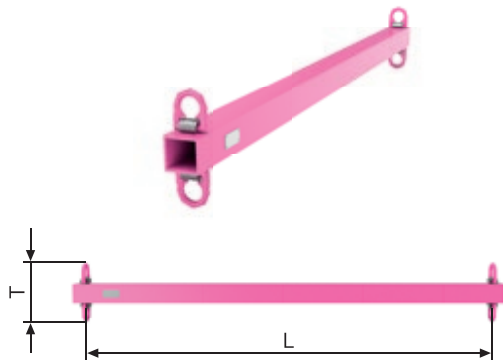
Do not exceed the permissible WLL!
The calibrated slot width corresponds to the specified nominal dimension.

Chain strand overloaded!
Clearly visible on the indication bar. **The slot width becomes smaller** with increasing overload.

With closed bars the WLL is exceeded by 80–100 %!

If the two indicator bars have not yet collided after overload has occurred (slot width > 0.5 mm), the user can install a new control element. If these kinds of overload are repeated, stronger chains must be used. If the indicator bars collide or even protrude, the chains must be taken out of operation and checked according to DGUV rule 109-017.

VIP-Spreader bar fixed.

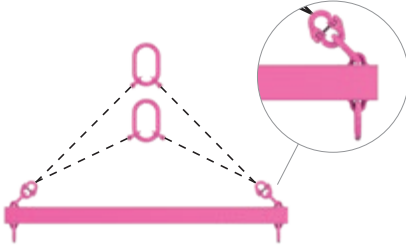
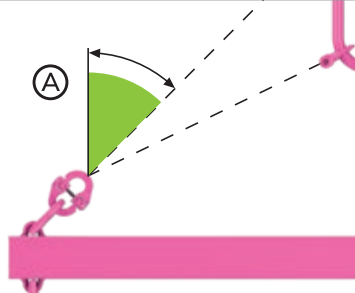
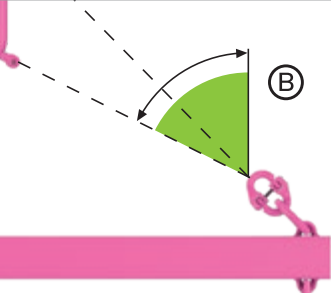
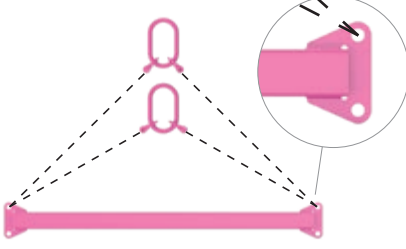



PRODUCT FEATURES

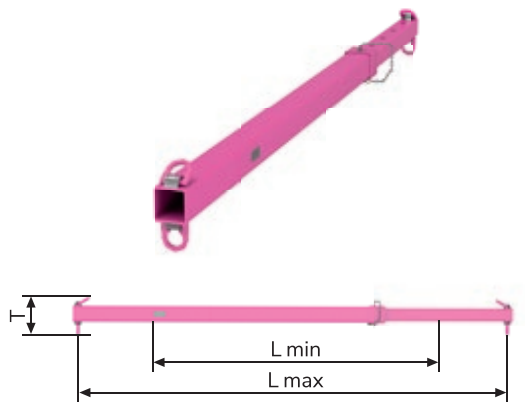
- Strut also available with chain suspension. Please state the version of master link and the required inclination angle β with your order!
- Surface: Usable length L up to 2,500 mm pink powder coated.
- Usable length L over 2,500 mm yellow painted.

Chains	Designation	Maximum possible usable length Lmax.	T	WLL (t)		Support [kg/pc.]	Order no.
				0-45°	45°-60°		
6	VSRS-6	500-4,000	190	2.1	1.5	Depending on usable length L	8600110
8	VSRS-8	500-5,000	240	3.5	2.5		8600111
10	VSRS-10	500-5,000	320	5.6	4		8600112
13	VSRS-13	1,000-5,000	350	9.5	6.7		8600113
16	VSRS-16	1,000-5,000	250	14	10		8600114
20	VSRS-20	1,000-5,000	285	22.4	16		8600115
22	VSRS-22	1,000-5,000	290	28	20		8600116

Subject to technical changes!

 <p>VSRS: Connections with VVS – for versions 6 to 13.</p>	 <p>A = $\beta \leq 45^\circ$</p>	 <p>B = $\beta 45-60^\circ$</p>
 <p>VSRS: Connections VV-GSCH – for versions 16 to 22.</p>	 <p>VSRS: With welded PowerPoint.</p>	<p>Please state usable length L of the strut with your order!</p> <p>Note the corresponding delivery time.</p> <p>VIP-Spreader bars are not stocked items, production only on customer request.</p>

VIP-Spreader bar adjustable.

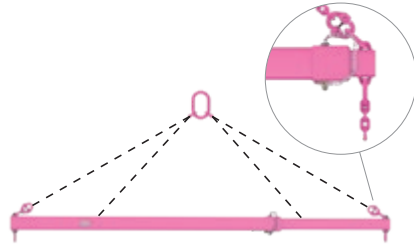
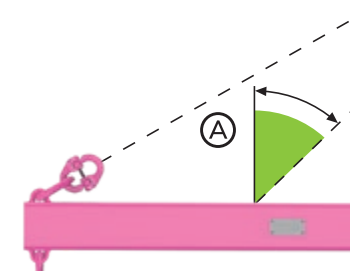


PRODUCT FEATURES

- Please state usable length L_{max} of the strut with your order.
- Adjustable strut also available with chain suspension. Please state the version of master link and the required inclination angle β with your order!
- Surface: pink powder coated.
- L_{min} depends on L_{max} and the nominal size!

Chains	Designation	Maximum possible usable length L_{max}	T	WLL (t)		Support [kg/pc.]	Order no.
				0–45°	45°–60°		
6	VSRV-6	1,500–4,000	200	2.1	1.5	Depending on usable length L	8600120
8	VSRV-8	1,500–4,000	250	3.5	2.5		8600121
10	VSRV-10	1,500–4,000	330	5.6	4		8600122
13	VSRV-13	1,500–4,000	360	9.5	6.7		8600123
16	VSRV-16	1,500–4,000	250	14	10		8600124
20	VSRV-20	1,500–4,000	285	22.4	16		8600125
22	VSRV-22	1,500–4,000	290	28	20		8600126

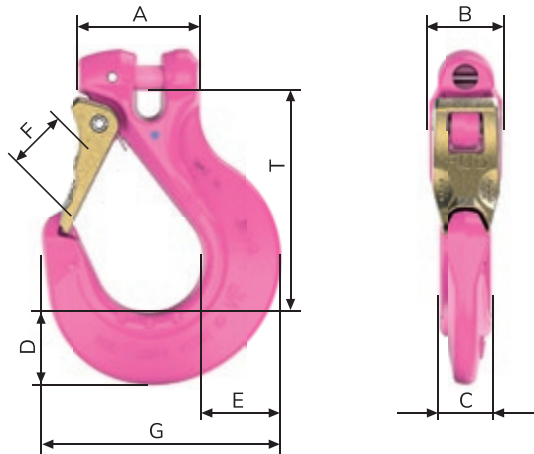
Subject to technical changes!

	
<p>VSRV: Connections with VVS – for versions 6 to 13.</p>	<p>$A = \beta \leq 45^\circ$ $B = \beta 45^\circ\text{--}60^\circ$</p>

		<p>Please state usable length L of the strut with your order!</p> <p>Note the corresponding delivery time.</p> <p>VIP-Spreader bars are not stocked items, production only on customer request.</p>
<p>VSRV: Connections VV-GSCH – for versions 16 to 22.</p>	<p>VSRV: With connection link.</p>	

VCGH

VIP-COBRA hook with safety latch.

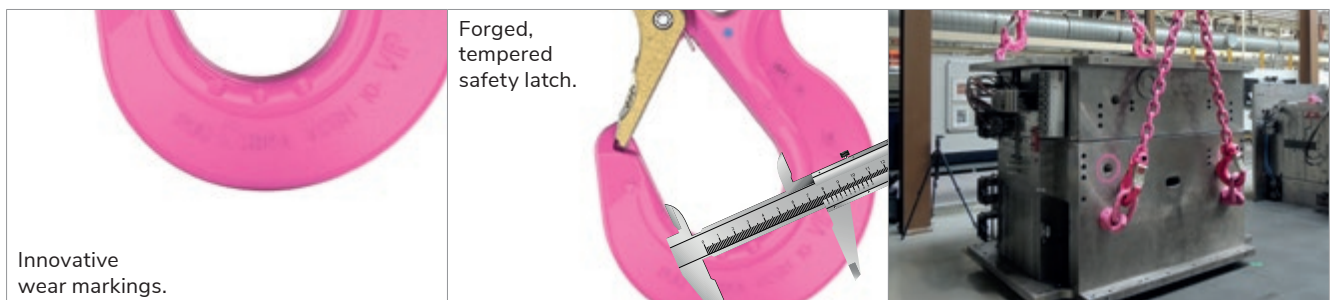


PRODUCT FEATURES

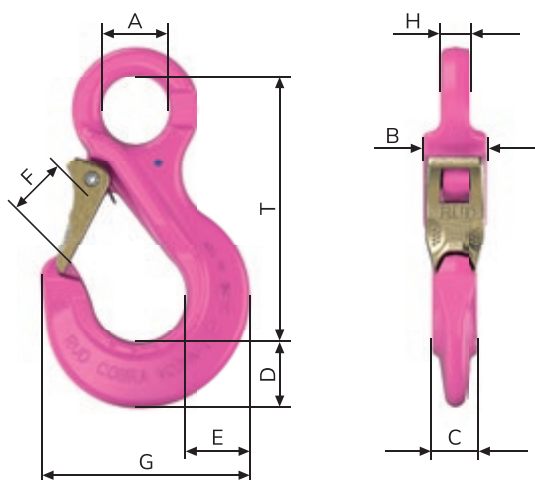
- Extremely robust, further improved version.
- No protruding hook tip.
- Forged, tempered safety latch snaps into the tip of the hook, thus protecting against lateral bending.
- Triple coiled, stainless double jaw spring.
- Thickened hook tip prevents incorrect use.
- Wear occurrence edges on both sides.

Chains	WLL (t)	Designation	A	B	C	D	E	F	Fmax.	G	T	Weight [kg/pc.]	Order no.
6	1.5	VCGH-6	38	22	16	20	24	25	45	72	76	0.4	7100498
8	2.5	VCGH-8	50	28	20	28	32	30	52	95	97	0.8	7100499
10	4	VCGH-10	60	36	26	36	39	35	65	118	108	1.5	7100500
13	6.7	VCGH-13	76	46	30	37	48	40	73	135	126	2.8	7100501
16	10	VCGH-16	83	56	36	49	58	48	87	161	152	4.7	7100502
20	16	VCGH-20	112	68	50	69	78	63	114	218	195	9.8	7103385
22	20	VCGH-22	117	74	50	74	83	63	114	224	198	11.9	7101603
28	31.5	VCGH-28	150	101	69	88	109	90	155	295	275	26.4	7900638

Subject to technical changes!



- Innovative wear markings, which, without measuring, indicate the discard criteria of the DGUV rule 109-017.
- Fmax. = Distance of marking points for quick detection of unacceptable deformation.




PRODUCT FEATURES

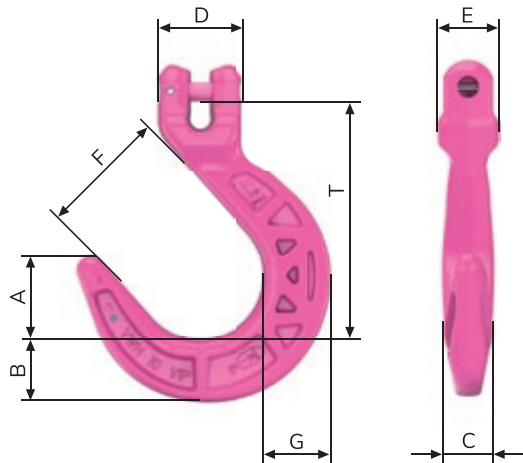
- For special wire ropes, VIP-Chain suspensions, PowerPoint combinations or universal swivels.
- Extremely robust, compact version with pink powder coating.
- No protruding hook tip
- Forged, tempered safety latch snaps into the tip of the hook, thus protecting against lateral bending.
- Wear occurrence edges on both sides.
- Triple coiled, stainless double jaw spring.
- Thickened hook tip prevents incorrect use.

Chains	WLL (t)	Designation	A	B	C	D	E	F	Fmax.	G	H	T	Weight [kg/pc.]	Order no.
4	0.63	VCÖH-4	18	18	12	13	14	18	-	53	8	75	0.14	8502323
6	1.5	VCÖH-6	24	22	16	20	24	25	45	73	11	97	0.5	8502203
8	2.5	VCÖH-8	32	28	20	28	32	30	52	95	13	126	0.8	8502142
10	4	VCÖH-10	38	36	26	36	39	35	65	118	17	150	1.6	8502145
13	6.7	VCÖH-13	48	45	30	37	48	40	73	135	21	174	2.9	8502204
16	10	VCÖH-16	63	56	36	49	58	48	87	161	27	208	4.2	8502146

Subject to technical changes!



- Innovative wear markings, which, without measuring, indicate the discard criteria of the DGV rule 109-017.
- Fmax. = Distance of marking points for quick detection of unacceptable deformation.



PRODUCT FEATURES

- Also referred to as foundry or container hooks.
- With much larger jaws like VCGH, but without safety element.
- Weight optimised by Skeletto design.
- Robust cross-section (dimension C/G) against higher bending forces.
- Chains protection and wear occurrence edges dimension "E".
- Complete with connection bolts and clamp pin pre-assembled.
- Marking points to check the size of the jaw width!

Chains	WLL (t)	Designation	A	B	C	D	E	F	Fmax.	G	T	Weight [kg/pc.]	Order no.
6	1.5	VWH-6	32	24	24	32	22	50	71	24	90	0.44	7100210
8	2.5	VWH-8	41	31	24	42	29	64	91	32	121	1	7100211
10	4	VWH-10	49	37	30	50	36	76	108	40	143	1.8	7100212
13	6.7	VWH-13	58	44	31	64	46	90	127	47	164	3	7100213
16	10	VWH-16	66	50	39	75	56	100	145	55	193	4.7	7100214
20	16	VWH-20	96	80	73	102	80	136	203	80	277	15.1	7998157
22	20	VWH-22	96	80	73	102	80	136	203	80	277	15.3	7998158

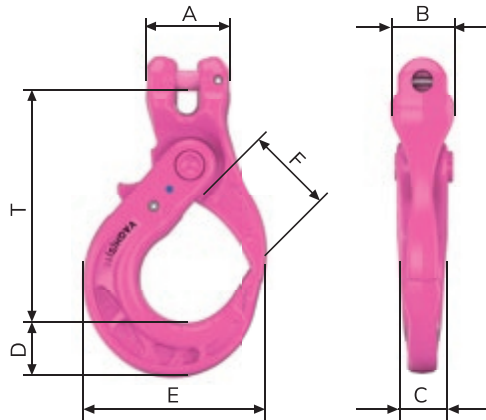
Subject to technical changes!



- Only use where unintentional removal is not possible (risk assessment).
- Not suitable for transport by persons.
- With innovative wear markings.
- Fmax. = Distance of marking points for quick detection of unacceptable deformation.

VAGH-S

VIP-Self-locking hook.



PRODUCT FEATURES

- Weight optimised due to innovative structure design (Skeletto).
- Ergonomically designed locking lever, user-friendly and with non-slip surface – no danger of crushing.
- Wear occurrence ribs – to protect the first chain link.
- Thickened hook tip – prevents dangerous hook tip WLL.
- Marking points to check the size of the jaw width!

Chains	WLL (t)	Designation	A	B	C	D	E	F	Fmax.	T	Weight [kg/pc.]	Order no.
8	2.5	VAGH-(S)-8	40	30	27	28	97	44	60	121	1	7900046
10	4	VAGH-(S)-10	49	37	30	31	107	48	66	135	1.5	7900047
13	6.7	VAGH-(S)-13	61	48	36	40	133	61	81	169	2.9	7900048

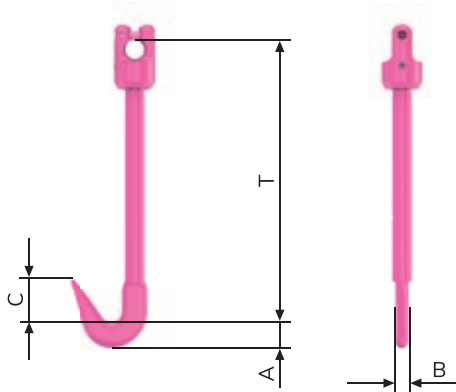
Subject to technical changes!



- Innovative wear markings, which, without measuring, indicate the discard criteria of the DGV rule 109-017.
- Fmax. = Distance of marking points for quick detection of unacceptable deformation.

VBMHWA

VIP-Bale hook.



PRODUCT FEATURES

- Lateral flattenings at the hook allow an easy insertion into structural steel meshes. Direct chain connection with a fool-proof clevis section and the integrated swivel with a ball bearing ensure untwisting of chain.
- Only bundled structural steel meshes must be transported.
- Do not lift at strapping or lacing.
- Not suitable for transport above persons. When structural steel mesh bale hooks hooks, increased caution must be exercised or a risk assessment must be carried out before use.

Chains	WLL (t)	Designation	A	B	C	T	Weight [kg/pc.]	Order no.
8	2.5	VBMHWA-8	35	18	61	389	2.4	7991478
10	4	VBMHWA-10	35	18	61	394	2.7	7989017

Subject to technical changes!

Flattening the back of the hook facilitates horizontal insertion of the hook into bale hooks.



Automatic unscrewing of the chains through direct chains connection to non-mix-up clevis connection, with integrated ball-bearing mounted swivel.



HWA

VIP-Hoist swivel adapter.



PRODUCT FEATURES

- Equipped with original Demag ball bearing.
- Made of high-strength tempered special steel.
- Tested according to EN 1677.
- Suits 1-leg chain blocks and 2-leg bottom blocks.
- Suitable for DEMAG hoist units.
- Suits all VIP-Clevis connection kit parts.
- The 6 mm clevis connection suits also IAGH-6 ICE-Automatic hooks.

FOR DEMAG-DK AND DC LIFTING GEAR.

WLL (t)	Designation	Information	Clevis connection	Weight [kg/pc.]	Order no.
0.4	HWA-6-DK-400 ¹	DC 1+2 to 250 kg	6	0.15	7985570
0.8	HWA-6-DK-800 ¹	DC 5 to 500 kg	6	0.3	7985571
0.8	HWA-8-DK-800 ¹	DC 5 to 500 kg	8	0.4	7985572
1.25	HWA-8-DK-1250 ¹	DC 10+20 to 1,000 kg	8	0.55	7985573
2.5	HWA-10-DK-2500 ¹	DC 20 ² to 1,000–2,000 kg	10	0.9	7985574
5	HWA-13-DK-5000		13	1.3	7985575

¹ Also suitable for DC-Pro (except DC-Pro 1-125 from 07 / 2018), DCS-Pro and DC-COM.

² DK 2500 / DC 20: Only in connection with DEMAG DK base blocks.

Subject to technical changes!

FOR DEMAG-PK LIFTING GEAR.

WLL (t)	Designation	Clevis connection	Weight [kg/pc.]	Order no.
0.25	HWA-6-PK-(1)	6	0.12	51287
0.5	HWA-6-PK-(2)	6	0.15	51288
0.5	HWA-8-PK-(2)	8	0.28	51293
1	HWA-8-PK-(5)	8	0.35	51294
2	HWA-10-PK-(10)	10	0.45	51295

Subject to technical changes!



VCH

VIP-Container hook – 12.5 t.

4:1

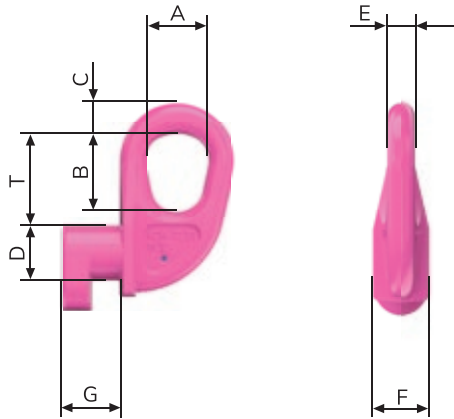


-40°
200°C

380°C
max.



RUD RFID
CONNECT IT



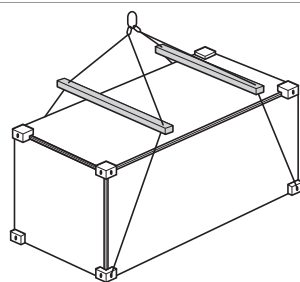
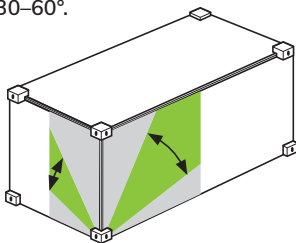
PRODUCT FEATURES

- To suit ISO container corners.
- Permanent connection using VVS or VV-GSCH.
- Separate component for hook suspension.

Designation	WLL (t)	A	B	C	D	E	F	G	T	Weight [kg/pc.]	Order no.
VCH-12.5t	12.5	56	70	28	50	24	50	53	83	3.1	7908182

Subject to technical changes!

Area of application
30–60°.



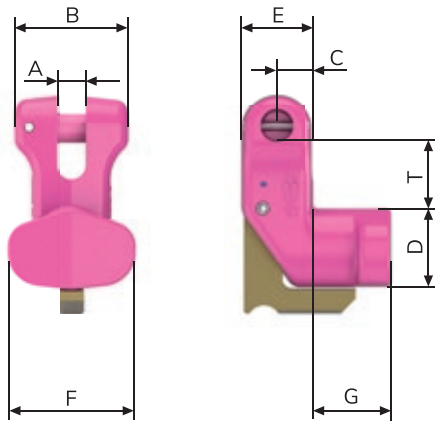
VWH.



For 1D, 1E, 1F containers (< 9 ft), a maximum angle of inclination of 30° at the top corner of the container can be lifted using a 4-strand system.

VCH-K 16

VIP-Container hook – 10 t.



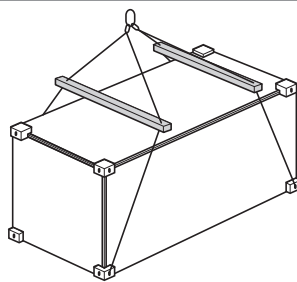
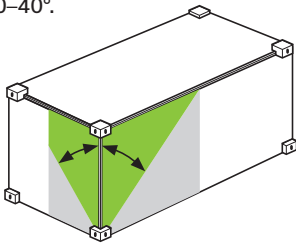
PRODUCT FEATURES

- To suit ISO container corners.
- The container hook is equipped with a safety lock.
- It is no longer possible to fall out of the ISO corner when lifting. Simplest handling.
- Insertion: Swing safety latch back, insert container hook in ISO corner, release safety latch. Locks automatically.
- Removal: Swing safety latch back, remove container hook from ISO corner, release safety latch.

Designation	WLL (t)	A	B	C	D	E	F	G	T	Weight [kg/pc.]	Order no.
VCH-K 16	10	18	71	23	50	46	76	48	40	2.35	8505210

Subject to technical changes!

Area of application
0–40°.



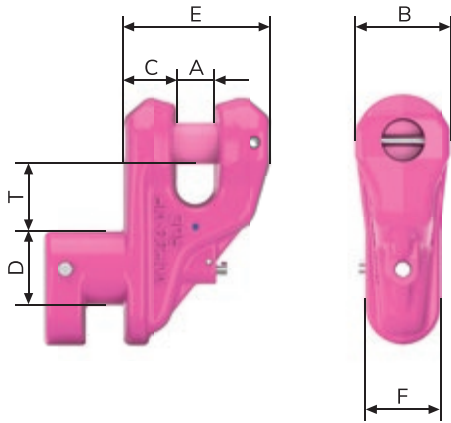
VWH.



For 1D, 1E, 1F containers (< 9 ft), a maximum angle of inclination of 30° at the top corner of the container can be lifted using a 4-strand system.

VCH-SL 22

VIP-Container hook – 20 t.



PRODUCT FEATURES

- To suit ISO container corners.
- The container hook is equipped with a patented safety lock.
- It is no longer possible to fall out of the ISO corner when lifting. Simplest handling.
- Insertion: By automatic opening and closing without actuating the safety lock.
- Removal: Only possible with the release bolt actuated.
- VCH-SL 22 to suit ISO container corner. Clevis connection for size 22 VIP-Chain.
- With a VRG-16 reduction, the VIP-Chain 16 can be used.

Designation	WLL (t)	A	B	C	D	E	F	T	Weight [kg/pc.]	Order no.
VCH-SL 22	20	24	62	48	50	100	50	45	4.2	8502313

Subject to technical changes!

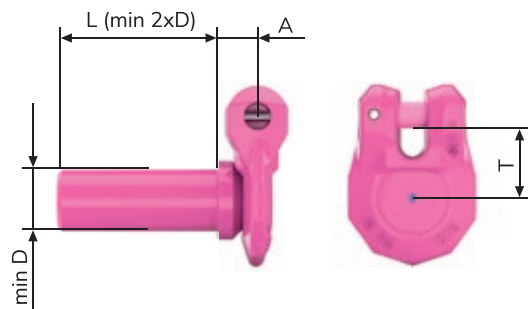
Area of application
30–60°.

VWH.

For 1D, 1E, 1F containers (< 9 ft), a maximum angle of inclination of 30° at the top corner of the container can be lifted using a 4-strand system.

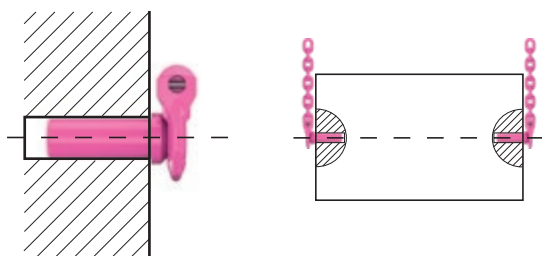
PRODUCT FEATURES

- VERG – for use as a push-in bolt for tool transport or similar lifting methods. In all the places, where only drilled holes are possible to take the load.
- Minimum $\varnothing D$ see table, minimum bolt length L is $2 \times D$. Maximum $\varnothing D = 48$ mm.
- Drilled hole diameter = $D + 1$ mm. Recommended in connection with a spreader bar or cross beam for vertical lifting.



Chains	WLL (t)	Designation	D min.	D ¹	L	A min.	T	Order no.
6	1.5	VERG-6	17	Please state dimensions D and L with your order!		11	20	8600130
8	2.5	VERG-8	22			15	26	8600131
10	4	VERG-10	28			18	33	8600132
13	6.7	VERG-13	36			24	42	8600133
16	10	VERG-16	45			29	54	8600134

Subject to technical changes!

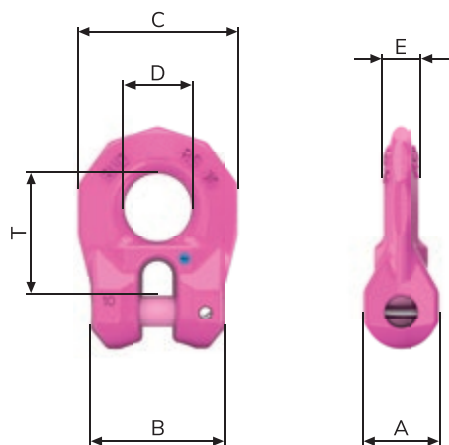
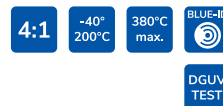


The collar must always remain attached during lifting.

VIP-Plug-in connectors are not stock items.
Production on customer request. Note the corresponding delivery times.

VRG

VIP-Clevis connector.




PRODUCT FEATURES

- As individual part for external connections to clevis connections, flanges, etc.
- Complete with VIP-Connecting bolts and clamping sleeve pre-assembled.

Chains	WLL [t]	Designation	A	B	C	D	E	T	Weight [kg/pc.]	Order no.
6	1.5	VRG-6	17	30	37	16	9	28	0.09	7100469
8	2.5	VRG-8	23	40	50	22	11	37	0.2	7100470
10	4	VRG-10	28	50	60	26	14	46	0.36	7100471
13	6.7	VRG-13	36	64	75	32	18	58	0.79	7100472
16	10	VRG-16	45	75	92	40	22	76	1.45	7100473
20	16	VRG-20	58	92	118	52	92	94	3.05	7103384
22	20	VRG-22	62	102	124	52	35	96	3.8	7101611

Subject to technical changes!

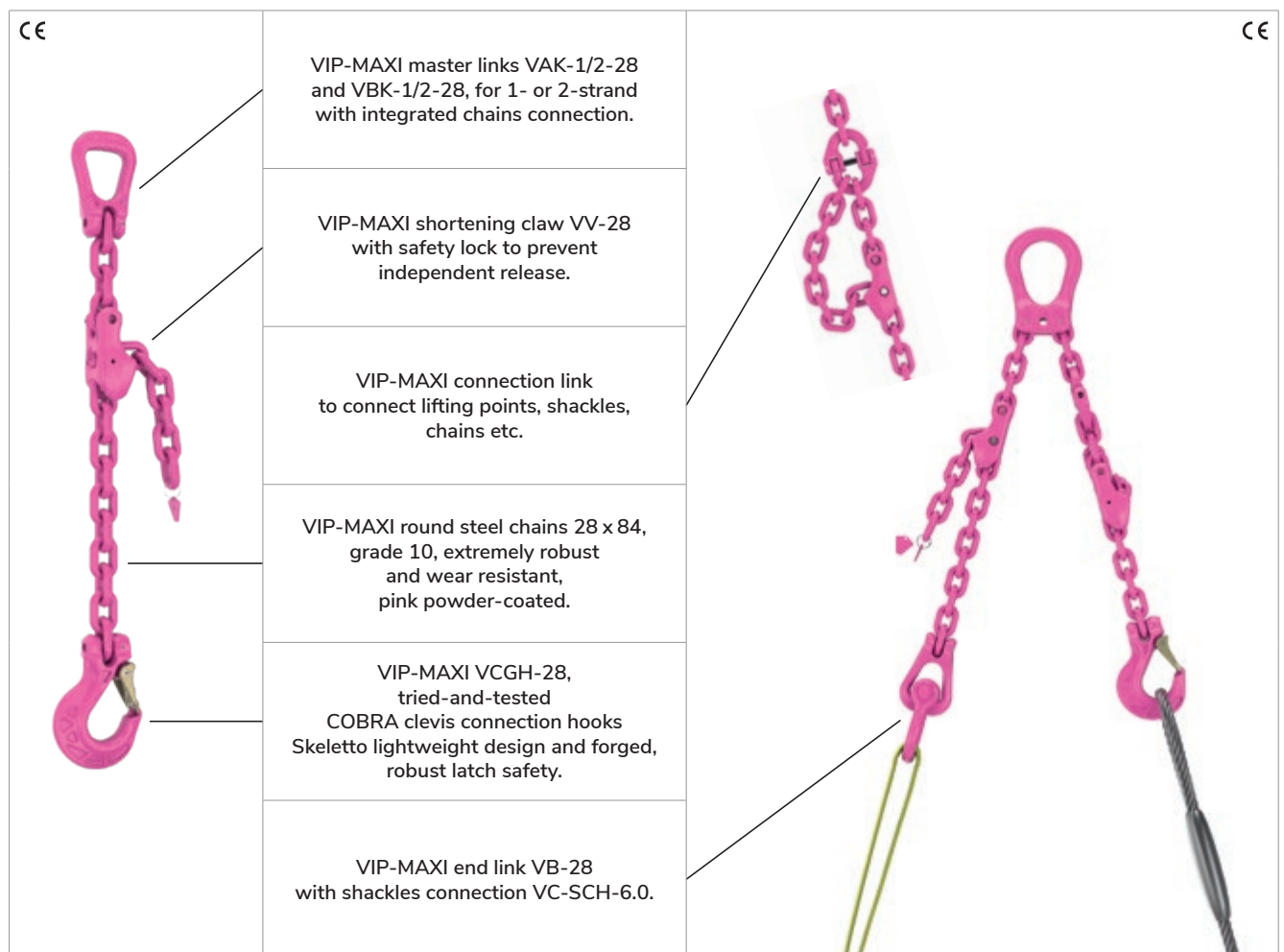




VIP-MAXI CONSTRUCTION KIT

Flexibility meets heavy load.

Combine chains, wire ropes and textile lifting means for WLL of up to 126 tonnes with the VIP-MAXI construction kit from RUD. This enables optimum solutions when a maximum of safety and flexibility is required when lifting heavy loads. A special feature in this WLL class is that the suspension can be shortened. Thanks to the forged combination master links with integrated chains connection, a VIP-MAXI suspension can be shortened to a very short nominal length – a clear advantage when space is limited at the top. Strands that can be shortened by a combination with textile or wire rope also ensure high flexibility.



Lifting variants.



Shackles

VB-28



Shackles

VVS-28

Suspension variants.



VB-28

VV-28

VCGH-28



VBK-1/2-28

VVS-28

VV-28

VCGH-28

End components.



VCGH-28



VB-28

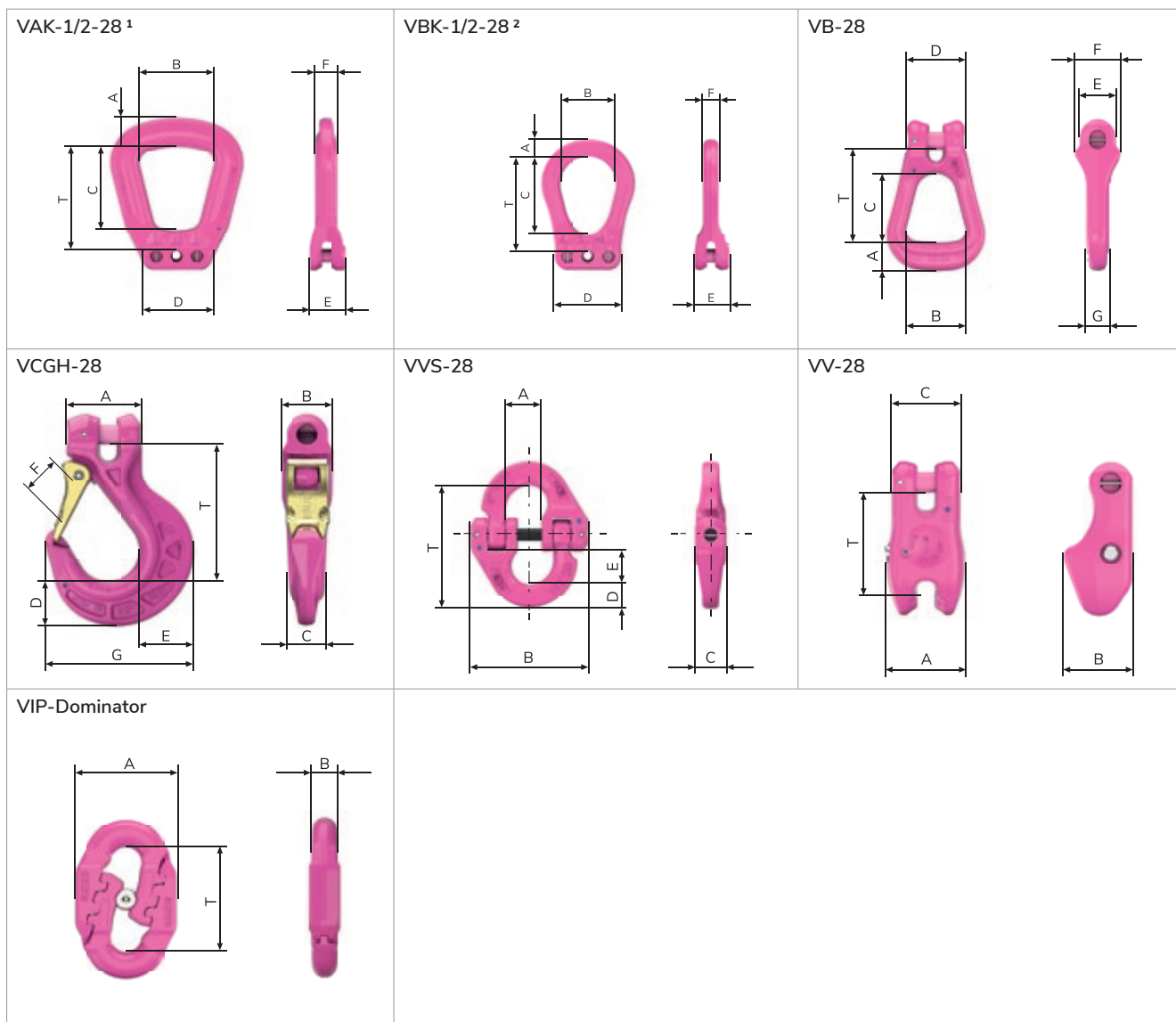


VVS-28



VVS-28
with
VC-SCH-6.0

VIP-MAXI CONSTRUCTION KIT

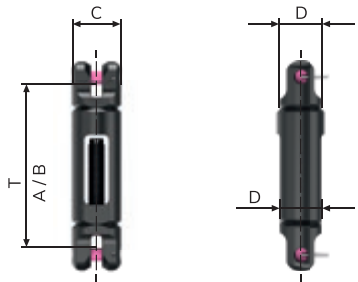

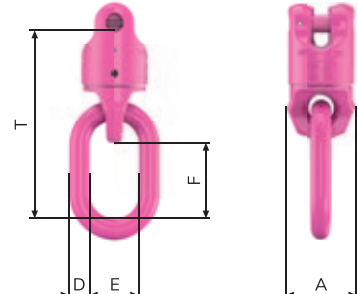

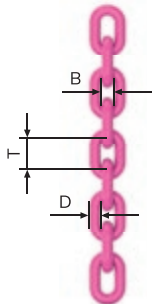
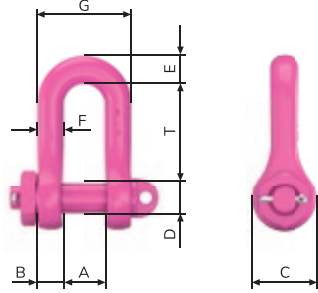



¹ VAK-1/2-28: For single crane hooks DIN 15401 (up to size no. 80) and double crane hooks DIN 15401 (up to size no. 50)

² VBK-1/2-28: For single crane hooks (size 12–32) and double crane hooks (size 12–32)

Chains	WLL (t)	A	B	C	D	E	F	G	T	Weight [kg/pc.]	Order no.
VAK-1 / 2-28	31.5 / 45 / 63	100	250	280	208	120	76	–	360	64.3	7900642
VBK-1 / 2-28	31.5 / 45 / 63	60	190	265	240	120	55	–	322	35	8504022
VB-28	31.5	62	130	150	130	80	100	52	209	13.7	7900641
VCGH-28	31.5	150	101	69	88	–	90	295	275	26.4	7900638
VVS-28	31.5	69	228	58	47	67	81	–	189	10.6	7901445
VV-28	31.5	150	130	130	–	–	–	–	170	16.9	7900643
VIP-Dominator	31.5	–	–	40	–	–	–	–	126	4.1	58917

Subject to technical changes!

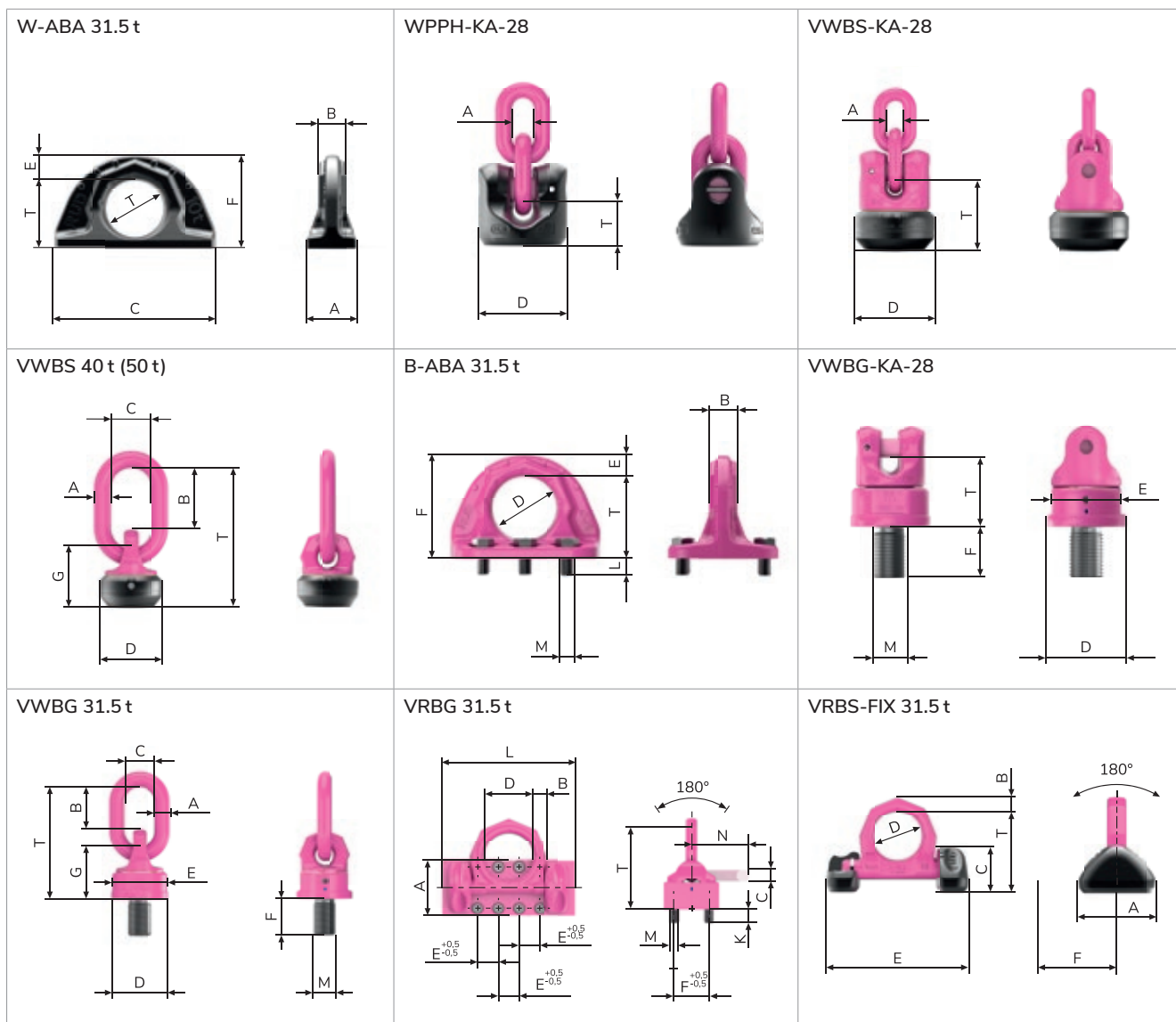
<p>VLE-28³</p> 	<p>VUW-28</p> 	<p>VUW-GLD-28</p> 
<p>Combination VVS-28 and VC-SCH-6.0 with VIP-Chain 28 x 84.</p> 	<p>VIP-Chain 28 x 84</p> 	<p>VC-SCH-6.0</p> 
<p>VIP-KZA + VIP-MAXI-Tester.</p> 		

³ VLE-28: T = length closed / A = length opened / B = stroke

Chains	WLL (t)	A	B	C	D	E	F	G	T	Weight [kg/pc.]	Order no.
VLE-28	31.5	650	172	138	120	–	–	–	478	44	7900772
VUW-28	31.5	148	–	–	–	–	–	–	183	27.3	7903435
VUW-GLD-28	31.5	153	–	–	46	110	169	–	416	32.1	7903436
Combination VVS-28 and VC-SCH-6.0	31.5	–	–	–	–	–	–	–	309	16.5	7901445 + 7984333
VMK 28 x 84	31.5	28	37	–	–	–	–	–	84	18.6	7900670
VC-SCH-6.0	31.5	53	34	78	39	37	34	121	120	5.9	7984333
VIP-KZA	–	–	–	–	–	–	–	–	–	–	7989739
VIP-MAXI-Tester	–	–	–	–	–	–	–	–	–	–	7900709


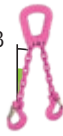
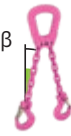
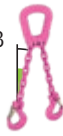



Subject to technical changes!

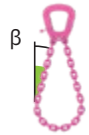







VIP-MAXI CONSTRUCTION KIT



Chains	WLL (t)	A	B	C	D	E	F	G	M	T	Weight [kg/pc.]	Order no.
W-ABA 31.5 t	31.5	108	64	320	130	50	204	-	-	154	18.3	7902175
WPPH-KA-28	31.5	28	-	-	148	-	-	-	-	81	12	7903438
VWBS-KA-28	31.5	28	-	-	170	-	-	-	-	147	24	7903440
VWBS 40 t (50 t)	40	46	170	110	170	-	-	161	-	380	27.9	7903650
B-ABA 31.5 t	31.5	230	64	320	130	50	215	175	30	165	29.5	7906271
VWBG-KA-28	31.5	-	-	-	170	145	108	-	72	146	26.4	7903437
VWBG 31.5 t	31.5	46	130	90	170	145	108	159	72	338	29.9	7900097
VRBG 31.5 t	31.5	180	42	42	130	75	120	400	30	265	67	7985866
VRBS-FIX 31.5 t	31.5	160	42	99	130	366	195	-	-	202	18.4	7999302

Subject to technical changes!

							
Inclination angle β	0°	0°	0-45°	>45-60°	0-7°	>7-45°	0-45°
Load factor	1	2	1.4	1	4	2.8	2.1
WLL (t)	31.5	63	45	31.5	126	88	67

								
Inclination angle β	0-7°	>7-45°	>45-60°	0-7°	>7-45°	0-7°	>7-45°	0-7°
Load factor	2	1.4	1	4	2.8	4	2.8	2
WLL (t)	63 ¹	45	31.5	126 ¹	88 ¹	126 ¹	88 ¹	63 ¹



When used in suspension, it must be ensured that the loads cannot shift dangerously or fall down (BetrSichV, Appendix 1 according to § 7).

- According to DGUV rule 109-017, the single strand WLL applies in the event of asymmetrical loading of a multiple strand suspension.
- ¹ Sling or endless chains: For bollard, bolt or shackle diameters > 3 x t (250 mm) the WLL of a double strand can be assumed. For smaller diameters (edge load) the WLL must be reduced by 20 %.
- Please state the use as a double strand on your order!

VIP-MINI CONSTRUCTION KIT

Amazing lifting for small loads.


SUSPENSION FIXED / VIP-MINI MASTER LINKS.



Chains	WLL (t)	Designation	A	B	C	D	E	T	Weight [kg/pc.]	Order no.
4	0.88 / 0.63	VAK 1 / 2-4	9	30	28	20	6	55	0.1	79 84 445
4	1.32 / 0.95	VAK 3 / 4-4	10	35	60	-	-	106	0.3	79 84 447

Subject to technical changes!

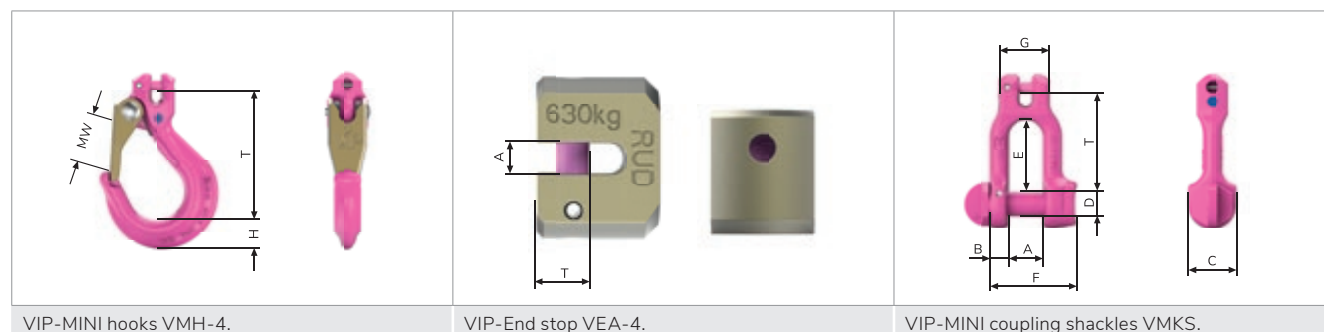
SUSPENSION ADJUSTABLE – VIP-MINI-LIFTER.



Chains	WLL (t)	Designation	A	B	C	T	Weight [kg/pc.]	Order no.
4	0.88 / 0.63	VML 1 / 2-4	10	30	-	56	0.26	79 84 478
4	1.32 / 0.95	VML 4-4	10	35	60	150	0.85	79 84 479

Subject to technical changes!

VIP-MINI END COMPONENTS.



Chains	WLL (t)	Designation	A	B	C	D	E	F	G	T	Weight [kg/pc.]	Order no.
4	0.63	VMH-4	60	14	12.5	13	14	18	52	56	0.12	79 84 439
4	0.63	VMKS-4	14	8	20	10	30	36	21	42	0.12	79 85 243
4	0.63	VEA-4	4.8	–	–	–	–	–	–	8	0.05	79 90 215

Subject to technical changes!

A WLL of up to 1,320 kilograms is fully adequate for a variety of lifting tasks. This is where the VIP-MINI construction kit plays to its strength. With a nominal thickness of only 4 millimetres, the VIP-MINI-chains are extremely slim and light, making it ergonomic in use. This makes it the ideal solution for lifting tasks that occur several times a day – for example assembly work in industrial production.

However, thanks to the specially developed MINI-Lifter, the system also offers enormous advantages for simple lifting or attachment tasks. The combination of master link and shortening element allows the chain strand to be shortened to the desired length extremely easily and quickly. In addition, the low dead weight of the lifting chains often enables higher loads to be lifted with slewing cranes.

RUD VIP-SPARE PARTS

VIP-SAFETY ELEMENTS COBRA CLEVIS CONNECTION HOOKS

Subject to technical changes!

- Consisting of forged safety latch, triple coiled alloy steel double leg spring and safety pin.
- Only available as a complete set.
- Simple assembly/removal with a hammer and driver.

Chains	Designation	[kg/pc.]	Order no.
4	Si-Set VMH-4 ¹	0.04	7987901
6	Si-Set VCGH-6	0.04	7100299
8	Si-Set VCGH-8	0.07	7100300
10	Si-Set VCGH-10	0.09	7100301
13	Si-Set VCGH-13	0.15	7100302
16	Si-Set VCGH-16	0.24	7100303
20 / 22	Si-Set VCGH-20 / 22	0.4	7101604
28	Si-Set VCGH-28	1.6	7900640

¹ With rivet pin.



VIP-SPARE PART SET FOR VMEG

Subject to technical changes!

- Spare part set for ICE-/VIP-Recess suspension link consisting of:
 - 1 locking lever
 - 1 spring
 - 2 clamping sleeves

Chains	Designation	Order no.
10 / 13	Spare part set for IMEG-10 / IMEG-13 and VMEG-13	7902648
10 / 13	Spare bolt set IMEG10 / VMEG13 (contains 20 units)	7910986



VIP-SAFETY ELEMENTS AUTOMATIC HOOK

Subject to technical changes!

- Spare part set for VIP-Automatic clevis connection hooks consisting of:
 - 1 locking lever
 - 1 spring
 - 2 clamping sleeves

Chains	Designation	Order no.
8	Spare part set for VAGH(S) 8	8503759
10	Spare part set for VAGH(S) 10	8503713
13	Spare part set for VAGH(S) 13 and VMAGH(S) 13	7998255
8	Assembly set without locking lever for VAGH(S) 8	7910416
10	Assembly set without locking lever for VAGH(S) 10	7910417
13	Assembly set without locking lever for VAGH(S) 13	7910418



ENDLESS CHAINS IDENTIFICATION TAG

Subject to technical changes!

- Grade-neutral identification tag for endless chains.

Designation	Order no.
Endless chains identification tag	7909698



TEST DATA TAG

Subject to technical changes!

- Test data tag for permanent marking of the test intervals according to DGUV rule 109-017.

Designation	Order no.
Test data tag PDA	60228



Only use original VIP-Spare parts!

VIP-SAFETY ELEMENTS VVS

Subject to technical changes!

- Spare part set for VIP- and ICE-Connection links consisting of:

1 bolt

2 clamping sleeves

Chains	Designation	Order no.
6	RUD spare part set for IVS-6 and VVS-6	7903886
8	RUD spare part set for IVS-8 and VVS-8	7903887
10	RUD spare part set for IVS-10 and VVS-10	7903888
13	RUD spare part set for IVS-13 and VVS-13	7903889
16	RUD spare part set for IVS-16 and VVS-16	7903890



VIP-SAFETY ELEMENTS VMVK, VV AND VML

Subject to technical changes!

- Spare part set for VMVK consisting of:

1 safety bolt

1 pressure spring

1 clamping sleeve
(for assembly of the safety bolt)

1 clamping sleeve, long
(for chains lock in the slot)

Chains	Designation	[kg/pc.]	Order no.
4	Spare part set for ICE-/VIP-MINI Lifter	0.05	7987159
6	Spare part set for VMVK 6	0.01	7995046
8	Spare part set for VMVK 8	0.02	7987081
10	Spare part set for VMVK 10	0.04	7987082
13	Spare part set for VMVK 13	0.07	7991182
16	Spare part set for VMVK 16	0.13	7991183
20 / 22	Spare part set for VV 20 / 22	0.39	7995921
28	Spare part set for VV 28	0.5	7902140



VIP-SPARE BOLTS WITH SAFETY CLAMPING SLEEVE

Subject to technical changes!

- VIP-Clevis connection bolts for connecting the clevis connection components to the chains. Stamped with the nominal size and grade, stainless safety clamping sleeve for assembly/securing in components.

- Only available as packaging units.

² Packaging unit with 10 units.

³ Packaging unit with 4 units.

Chains	Designation	Order no.
4	VG-4 / tensioning sleeve 4 ²	7985638
6	VG-6 / tensioning sleeve 6 ²	7985639
8	VG-8 / tensioning sleeve 8 ²	7985640
10	VG-10 / tensioning sleeve 10 ²	7985641
13	VG-13 / tensioning sleeve 13 ²	7985642
16	VG-16 / tensioning sleeve 16 ³	7985643
20	VG-20 / tensioning sleeve 20 ³	7985644
22	VG-22 / tensioning sleeve 22 ³	7985645
28	VG-28 / tensioning sleeve 28	7900708



EDGE PROTECTION RSK

Subject to technical changes!

- RUD RSK system made of hard-wearing edge-resistant polyurethane.
- Flexible in all directions. Can be moved manually on the chains. Even load distribution by diagonal chains crossover. Available in lengths 1 m and 2 m.

Chains	Designation	A	B	Order no. (1 m)	Order no. (2 m)
6	RSK-6	27	27	7911093	56 033
8	RSK-8	33	33	7911095	56 037
10	RSK-10	38	38	7911096	55 810
13	RSK-13	50	50	7911097	56 038



VIP-SPARE PART SET FOR VIP CCS-FASTLOX

Subject to technical changes!

- Spare part set for pincer lock consisting of:

2 levers

1 leg spring

1 bolt with collar

Chains	Designation	Order no.
6	Spare part set for VIP-Shackle size 6	7912611
8	Spare part set for VIP-Shackle size 8	7912612
10	Spare part set for VIP-Shackle size 10	7912613
13	Spare part set for VIP-Shackle size 13	7912614
16	Spare part set for VIP-Shackle size 16	7912615
20	Spare part set for VIP-Shackle size 20	7912616
22	Spare part set for VIP-Shackle size 22	7912617

